

ISD005-96  
21 May 1999

**Training Management Plan**  
**for the**  
**Imagery Exploitation Support System (IESS)**  
**Revision D**



Prepared by:  
NIMA/SOM-I  
14675 LEE ROAD  
CHANTILLY, VIRGINIA 22051

## **Preface**

*This document was prepared by the NIMA/ SOM -I as the Program Manager for the Imagery Exploitation Support System (IESS). Comments or requests for additional copies or information should be addressed to:*

*Mr. Ken Pischel  
IESS Program Manager  
NIMA/ SOM -I  
14675 Lee Road  
Chantilly, VA 22051-31715*

## List of Effective Pages

Holders of this document will verify the pages herein comply by page number and date with those indicated below.

<b>Page</b>	<b>Date</b>
i - iv	21 May 1999
1 - 22	21 May 1999
Appendix A	21 May 1999
Appendix B	21 May 1999
Appendix C	21 May 1999
Appendix D	21 May 1999
Appendix E	21 May 1999
Appendix F	21 May 1999

Table of Contents

<b>Section 1 IESS Training Management Plan</b> .....	<b>1</b>
1.1 Purpose .....	1
1.2 Scope .....	1
1.3 Authority .....	1
1.4 Applicability.....	1
1.5 Revisions .....	1
<b>Section 2 References</b> .....	<b>3</b>
<b>Section 3 IESS Background</b> .....	<b>5</b>
3.1 IESS Overview.....	5
3.2 IESS Functional Summaries .....	6
3.3 IESS Functional Interfaces.....	7
3.4 IESS Locations.....	8
<b>Section 4 Factors and Assumptions</b> .....	<b>9</b>
4.1 Factors .....	9
4.2 Assumptions .....	9
<b>Section 5 Training/User Organizations</b> .....	<b>11</b>
5.1 Training Planning Organizations .....	11
5.1.1 Management Responsibility.....	11
5.1.1.1 NIMA SOM-I.....	11
5.1.1.2 Air Force Research Laboratory/IFE.....	11
5.1.1.3 Points of Contacts .....	11
5.1.2 Developer.....	12
5.1.2.1 On-Site Representative .....	12

<i>5.2 Training Support Organizations</i> .....	12
<i>5.2.1 NIMA</i> .....	12
<i>5.2.2 DIA</i> .....	12
<i>5.3 User Organizations</i> .....	13
<i>5.4 Users</i> .....	13
<i>5.4.1 Imagery Analyst</i> .....	13
<i>5.4.2 Managers</i> .....	13
<i>5.4.3 Computer Systems Operator</i> .....	13
<b>Section 6 Training Requirements</b> .....	<b>15</b>
<i>6.1 Guiding Principles for IESS Training</i> .....	15
<i>6.2 Training Mission</i> .....	15
<i>6.3 Top Level Training Requirements</i> .....	15
<i>6.3.1 Imagery Analysts</i> .....	15
<i>6.3.2 Managers</i> .....	16
<i>6.3.3 Computer Systems Operator</i> .....	16
<i>6.4 Student Prerequisites/Qualifications</i> .....	17
<i>6.5 Numbers and Types to be Trained</i> .....	17
<b>Section 7 Training Execution</b> .....	<b>19</b>
<i>7.1 Training Concept</i> .....	19
<i>7.1.1 Service Training Centers</i> .....	19
<i>7.1.2 Developer-Generated Training</i> .....	20
<i>7.1.2.1 “Train the Trainer” Methodology</i> .....	20
<i>7.1.3 User-Generated Training (OJT)</i> .....	20
<i>7.1.3.1 Computer Training</i> .....	21

<i>7.1.4 Other Available Services</i> .....	21
<b>Section 8 Developer-Generated Training</b> .....	<b>23</b>
<i>8.1 Major System Upgrade Training</i> .....	23
<i>8.1.1 IESS Version 1.0/1.1</i> .....	23
<i>8.1.1.1 Major System Upgrades</i> .....	23
<i>8.1.1.2 Installation</i> .....	23
<i>8.1.1.3 Training Schedule</i> .....	23
<i>8.1.1.4 Training Methodology</i> .....	23
<i>8.1.1.5 Training Outline - See Appendix A</i> .....	24
<i>8.1.2 IESS Version 2.0</i> .....	24
<i>8.1.2.1 Major System Upgrades</i> .....	24
<i>8.1.2.2 Installation</i> .....	24
<i>8.1.2.3 Training Schedule</i> .....	24
<i>8.1.2.4 Training Methodology</i> .....	24
<i>8.1.2.5 Training Evaluation</i> .....	24
<i>8.1.2.6 Training Outline - See Appendix B</i> .....	24
<i>8.1.3 IESS Version 3.0</i> .....	24
<i>8.1.3.1 Major System Upgrades</i> .....	25
<i>8.1.3.2 Installation</i> .....	25
<i>8.1.3.3 Training Schedule</i> .....	25
<i>8.1.3.4 Training Methodology</i> .....	25
<i>8.1.3.5 Training Outline - See Appendix C</i> .....	26
<i>8.1.4 IESS Version 3.1</i> .....	26
<i>8.1.4.1 Major System Upgrades</i> .....	26

8.1.4.2 Installation.....	26
8.1.4.3 Training Schedule .....	26
8.1.4.4 Training Methodology.....	27
8.1.4.5 Training Evaluation .....	27
8.1.4.6 Training Outline (TBD).....	27
8.1.5 IESS Version 3.2 .....	27
8.1.5.1 Major System Upgrades .....	27
8.1.5.2 Installation (TBD).....	27
8.1.5.3 Training Schedule (TBD).....	27
8.1.5.4 Training Methodology (TBD).....	27
8.1.5.5 Training Evaluation .....	27
8.1.5.6 Training Outline (TBD).....	27
8.1.6 IESS Version 4.0 .....	28
8.1.6.1 Major System Upgrades .....	28
8.1.6.2 Installation (TBD).....	28
8.1.6.3 Training Schedule (TBD).....	28
8.1.6.4 Training Methodology (TBD).....	28
8.1.6.5 Training Evaluation .....	28
8.1.7 IESS Version 4.1 .....	28
8.1.7.1 Major System Upgrades .....	28
8.1.7.2 Installation (TBD).....	28
8.1.7.3 Training Schedule (TBD).....	28
8.1.7.4 Training Methodology (TBD).....	28
81.7.5 Training Evaluation (TBD) .....	28

<i>8.2 New Site Training</i> .....	28
<i>8.3 Training Support</i> .....	29
<i>8.3.1 Facility Requirements</i> .....	29
<i>8.3.2 Training Materials</i> .....	29
<i>8.3.3 Training Equipment</i> .....	29
<i>8.4 Instructor and Course Evaluation</i> .....	29
<i>8.5 Critiques</i> .....	29
<i>8.6 Resources</i> .....	30
<b><i>Appendix A</i></b> .....	<b><i>A-1</i></b>
<b><i>Appendix B</i></b> .....	<b><i>B-1</i></b>
<b><i>Appendix C</i></b> .....	<b><i>C-1</i></b>
<b><i>Appendix D</i></b> .....	<b><i>D-1</i></b>
<b><i>Appendix E</i></b> .....	<b><i>E-1</i></b>
<b><i>Appendix F</i></b> .....	<b><i>F-1</i></b>

ISD 005-96  
TMP, Rev D  
21 May 1999

## **Section 1**

### **IESS Training Management Plan**

#### **1.1 Purpose**

The purpose of this document is to provide details of the Imagery Exploitation Support System (IESS) training program and serve as a reference for those requiring information on the program. This TMP outlines the responsibilities for defining, developing, managing, and funding a training program for IESS versions (v) 1.0/1.1 (1995/1996), v2.0 (May 1997), v3.0 (March 1998), v3.1 (October 1998), v3.2 (June 1999), v4.0 (August/September 1999), and v4.1 (TBD 2000). The primary goal of the plan is to insure that training needs have been adequately addressed as an integral part of this migration system's development and implementation effort.

#### **1.2 Scope**

The scope of this TMP encompasses formal schoolhouse training; developer-provided training; and On-the-Job Training (OJT). It also addresses initial, upgrade, sustainment, and new site training.

#### **1.3 Authority**

This TMP is prepared in accordance with the guidance provided in the *Intelligence Community Imagery Training Plan* and the *Functional Manager's Guidance for the USIGS Community*. It is consistent with current National Imagery and Mapping Agency (NIMA), Defense Intelligence Agency (DIA), Executive Agent, and Program Office requirements and responsibilities.

#### **1.4 Applicability**

This TMP is applicable to the IESS Program Office (NIMA/ SOM -I and Air Force Research Laboratory), all IESS user units, and their parent Service and/or Command (to include all applicable training organizations).

#### **1.5 Revisions**

To maintain currency this document will be revised on a regular basis as new information becomes available and the To Be Determined (TBD)/To Be Resolved (TBR) issues come to closure.

ISD 005-96  
TMP, Rev D  
21 May 1999

## Section 2

### References

- a. *DoDIIS Migration Systems Instruction to DExA, PMOs, and Developers*, February 1997.
- b. *DoDIIS Migration Systems Program Management Plan (PMP)*, September 1994.
- c. *DIA Regulation 24-11, General Intelligence Training System*, 10 April 1995.
- d. *DCI Directive 2/9: Management of National Imagery Intelligence*, 21 May 1992.
- e. *DoD Directive 1322.18: Military Training*, 9 January 1987.
- f. *DoD Directive 5000.53: Manpower, Personnel, Training, and Security in the Defense Acquisition Process*, 30 December 1988.
- g. *Functional Manager's Guidance for the USIGS Community*, 20 December 1996.
- h. *DoD Directive 8120.1: Life Cycle Management of Automated Information Systems*, 14 January 1993.
- i. *Imagery Exploitation Support System (IESS) Version 3.0, Concept of Operations*, 15 January 1998.
- j. *IESS Concept of Operations for Softcopy Exploitation Management*, 15 January 1998.
- k. *System Specification for the Imagery Exploitation Support System v1.0, Revision F, Change 1*, 20 June 1994.
- l. *System Specification for the Imagery Exploitation Support System v2.0, Revision C*, 4 October 1996.
- m. *System Specification for the Imagery Exploitation Support System v3.0, Revision D*, 1 March 1999.
- n. *System Specification for the Imagery Exploitation Support System v4.0*, 26 June 1998 (Revision is progress).
- o. *Imagery Exploitation Support System Contract #730602-96-C-0195*.
- p. *Intelligence Community Imagery Training Plan*, 26 April 1996.

ISD 005-96  
TMP, Rev D  
21 May 1999

### Section 3

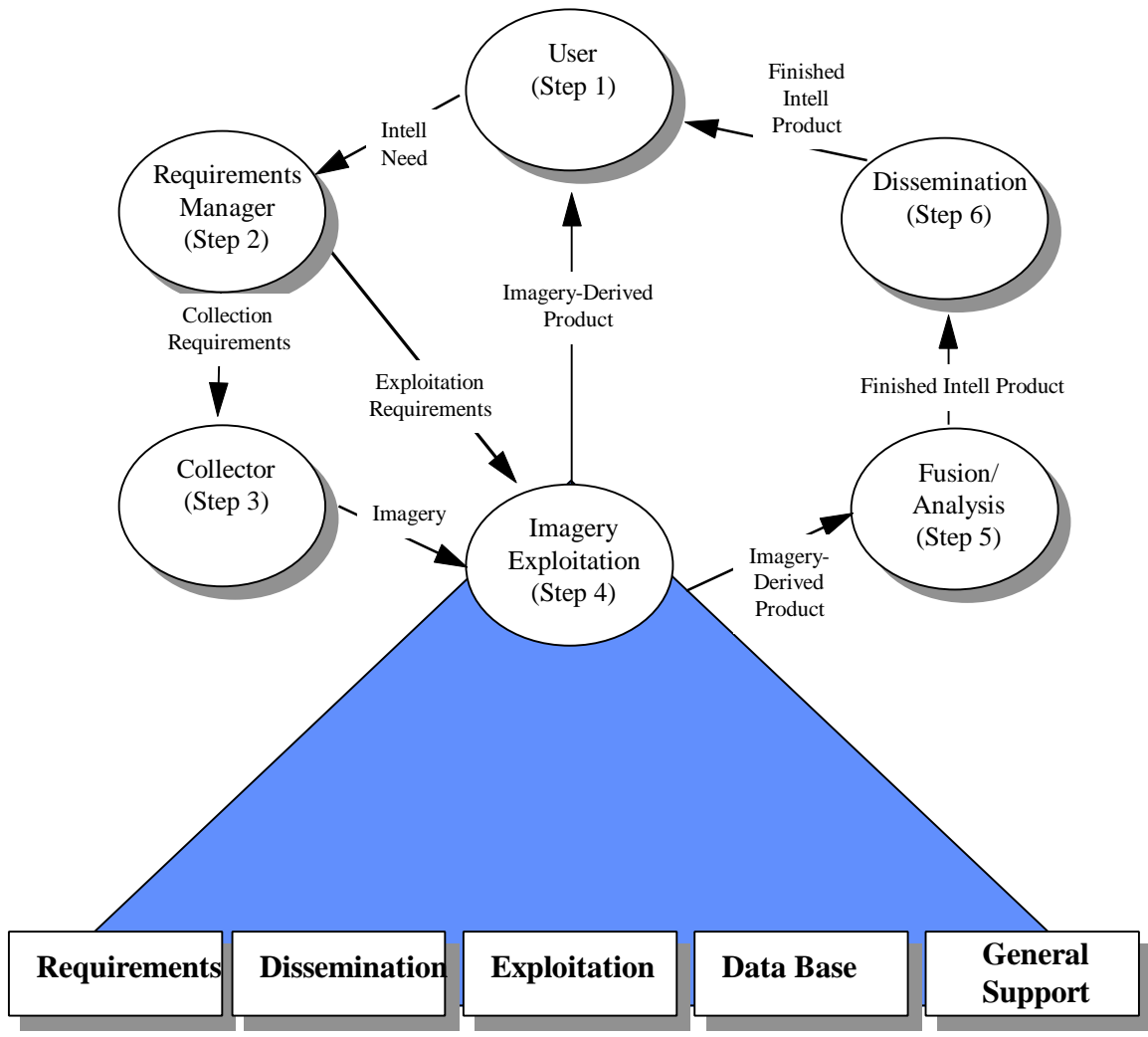
#### IESS Background

**3.0** The following paragraphs provide background data on the Imagery Exploitation Support System.

#### 3.1 IESS Overview

The IESS provides automated near-real-time support to the imagery intelligence (IMINT) cycle (*Figure 1*) at various Department of Defense (DoD) sites. The imagery intelligence cycle is the process by which imagery data is acquired, converted into finished intelligence, and made available to users and policy makers. In its basic form, the

**Figure 1 Imagery Intelligence Cycle**



cycle comprises six steps, starting with an intelligence need from a user. The intelligence need is reviewed and validated by a requirements manager and, if approved, routed to a collection operations entity as a requirement. The collection process involves the actual tasking of a collection asset and processing/distribution of an intelligence product, in this case, unexploited imagery data. The imagery exploitation effort, sometimes referred to as the imagery exploitation cycle, is concerned with the conversion of the raw intelligence data -- the imagery -- into a more usable imagery-derived intelligence product, generally an Imagery Interpretation Report (IIR). The fusion/analysis process refers to the integration, evaluation, and analysis of all available intelligence (Human Intelligence (HUMINT), Imagery Intelligence (IMINT), Measurement and Signature Intelligence (MASINT), Signals Intelligence (SIGINT), etc.) and the production of finished intelligence products. The final step, dissemination, involves the distribution of the all-source finished intelligence to the user -- whose need triggered the cycle.

The IESS concerns itself with the operation and functions inherent in step four of the imagery intelligence cycle -- the satisfaction of imagery exploitation and reporting requirements, as stated above. The IESS supports this effort by providing user tools that allow on-line interactive access to information and data bases, and providing automated capabilities to the five major functions that comprise the imagery exploitation operation within a unit -- Exploitation Requirements Management, Dissemination Management, Exploitation Management, Data Base Management, and General Support.

### **3.2 IESS Functional Summaries**

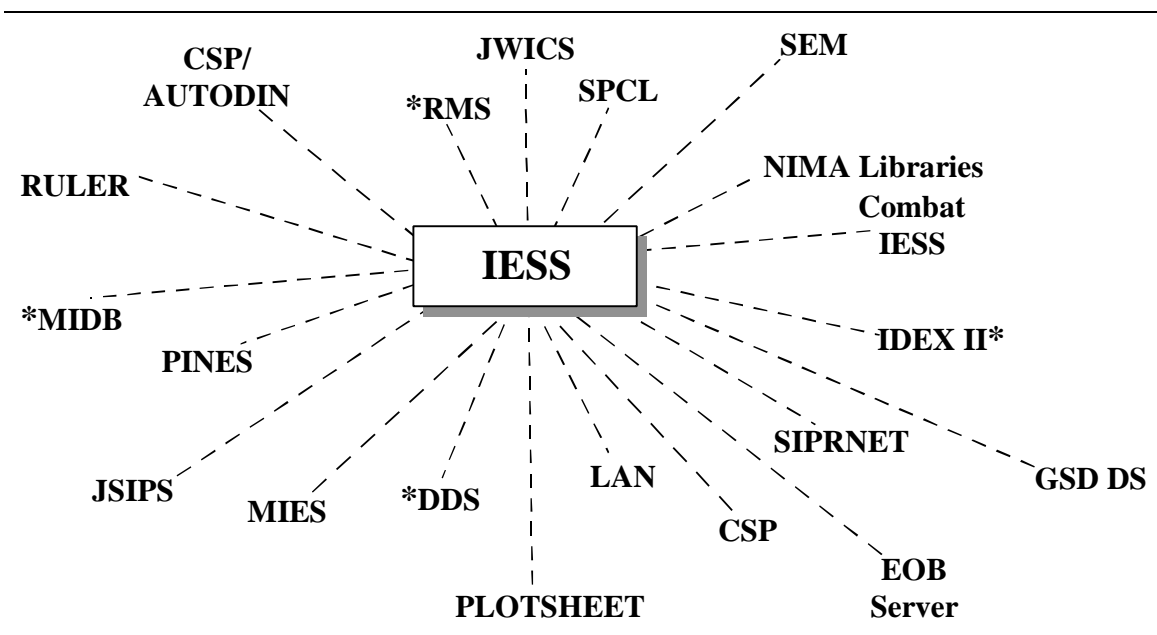
- The Exploitation Requirements Management function is responsible for monitoring and maintaining the currency and completeness of the requirements data base. It serves as a registry of all exploitation and reporting requirements data.
- The Dissemination Management function is responsible for managing the imagery selection and dissemination process within the IESS. It maintains the capability to manage imagery dissemination parameters, determine imagery coverage and priorities, and monitor receipt of imagery.
- The Exploitation Management function is responsible for the imagery exploitation and reporting process from initial tasking to final product distribution.
- The Data Base Management function insures the accuracy and completeness of the IESS requirements, target, and support data. It maintains the capability to load data and update the data base from the major external input sources, to track and delete outdated or invalid records from the files, and to display, correct or purge system problem records.

- General Support functions are responsible for providing the necessary system-level support functions which cross functional areas, to include system operations, on-line Help, data conversion, statistics and message archiving, and query functions.

### 3.3 IESS Functional Interfaces

To functionally satisfy mission requirements the IESS will need to interface with various external entities as depicted in Figure 2. The figure is not intended to portray all of the IESS external interfaces and only those that are \* are discussed below (for further information on the IESS interfaces, consult the IESS System Specification). Essentially, there are three kinds of data upon which the imagery exploitation function is dependent: requirements data, general military intelligence (GMI) data, and imagery data. The exploitation and reporting requirements, which trigger the imagery exploitation cycle, will normally be received via the Requirements Management System (RMS), or directly from requesters. GMI data depicting target descriptions and orders-of battle, furnishing the Imagery Analyst (IA) with a standard target reference, will be available from the Modernized Integrated Data Base (MIDB). The imagery source is a critical interface node in the operation and generally applies to the Defense Dissemination System (DDS). The final interface discussed is with the digital exploitation systems, normally the Image Data Exploitation II (IDEX II) system. IESS will be transitioning to the USIGS Interoperability Profile (UIP) Geospatial and Imagery Access Server (GIAS) as they become defined.

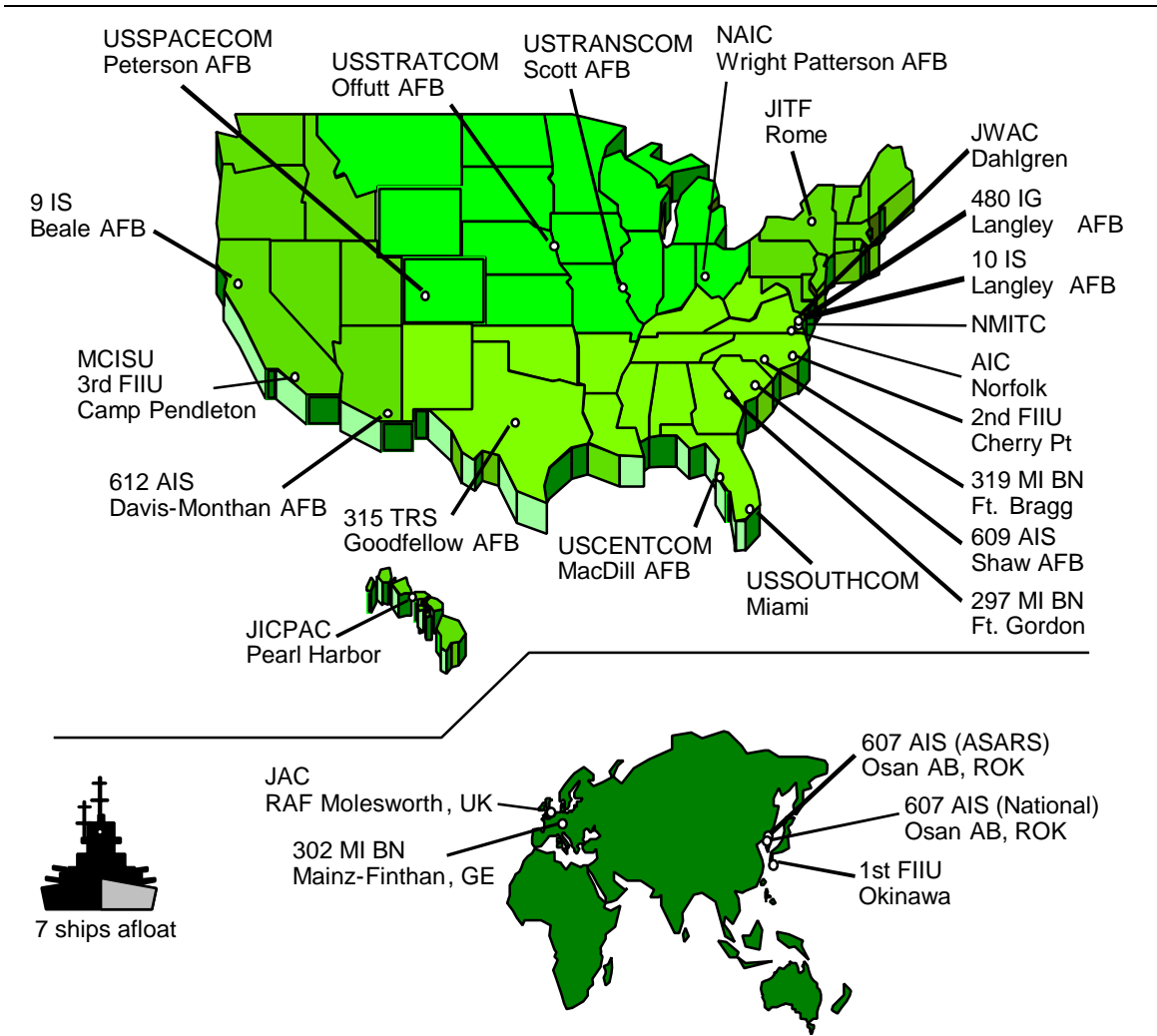
*Figure 2 IESS Functional Interfaces*



### 3.4 IESS Locations

Current plans call for the IESS to be deployed to 25 operational sites plus approximately 25 Naval combatants/sites. Current deployment is depicted in Figure 3.

**Figure 3 IESS Locations**



In addition to the above operational sites and Naval combatants, there are a number of IESS systems being used in support of research, development and testing at Rome Laboratory, E-Systems, DBA Systems, GTE, etc.

## **Section 4**

### **Factors and Assumptions**

**4.0** The following factors and assumptions have an impact on the IESS training concept and methodology:

#### **4.1 Factors**

- The responsibility for IESS transitioned to NIMA in June 1998.
- The IESS PMO has control over and total responsibility for developer-generated training. In the areas of Service schoolhouse training and site OJT programs, the PMO is responsible for providing these institutions with initial training and all course materials generated by the developer.
- IESS is involved in a number of development efforts; version (v) 1.0/1.1 released in late 1995/early 1996, v2.0 released in May 1997, v3.0 released in March 1998, v3.1 released in October 1998, v3.2 in June 1999, v4.0 in August/September 1999, and v4.1 in (TBD 2000). Because of the differences in the magnitude and complexity of the releases, each will require its own training methodology, as described later in this document.
- IESS is a joint asset with Command, Air Force, Army, Navy, and Marine Corps users.

#### **4.2 Assumptions**

- The Services will continue to pursue a robust formal IESS training program at the schoolhouses without adding training days to the curriculum.
- The use of site OJT programs to conduct IESS training will be kept to an acceptable minimum. Sites are heavily embroiled in day-to-day operational activities and should not be saddled with time consuming training functions.
- The IESS training program will be developed and implemented within the funding constraints of the development contract.

ISD 005-96  
TMP, Rev D  
21 May 1999

## Section 5

### Training/User Organizations

**5.0** The following organizations are directly involved in the development and implementation of the IESS training program.

#### 5.1 Training Planning Organizations

##### 5.1.1 Management Responsibility

Management of the IESS training program is a dual responsibility of NIMA/ SOM -I acting as the IESS Program Manager and the Air Force Research Laboratory/Information Directorate/Information & Intelligence Exploitation Division (AFRL/IFE) as the Acquisition Program Management Office.

##### 5.1.1.1 NIMA SOM -I

NIMA/SOM-I has the responsibility for defining IESS program training requirements, developing and implementing the TMP, providing developer-generated training and furnishing IESS training materials to Service schoolhouses and site/unit OJT programs for use in their training initiatives.

##### 5.1.1.2 Air Force Research Laboratory/IFE

The Acquisition Program Management Office at Rome Laboratory is responsible for overseeing the contractual requirements as they pertain to developer-furnished IESS training.

##### 5.1.1.3 Points of Contacts

- NIMA/ SOM -I  
Mr. Ken Pischel  
NIMA/ SOM -I  
14675 Lee Road  
Chantilly, VA 22051-31715  
Commercial (703) 808-0789
- AFRL/IFE  
Capt Linda Linsk  
32 Brooks Road  
Rome, NY 13441-4114  
DSN 587-7791, Commercial (315) 330-4282

### **5.1.2 Developer**

The developer (GTE Government Systems, Thousand Oaks, CA) is responsible for providing training to IESS sites in accordance with the specified terms of the contract. Normally, training will be conducted at the developer facility/plant using the train-the-trainer philosophy. Personnel to receive this training include the imagery analysts, managers, and computer operators. Training may also be conducted on-site if circumstances dictate (large, complex revisions). In addition, the developer will generate and provide to the sites government approved training materials to include course syllabus, learning objectives, instructor/student guides, handouts, instructor notes (Lesson Plans) user manuals and appropriate training aides. Training materials will be disseminated via electronic media or hardcopy, at the site's option.

#### **5.1.2.1 On-Site Representative**

User organizations have the option of requesting on-site developer representatives to assist site personnel in the operation and maintenance of the IESS. At AF GDIP-funded sites, the developer will provide one junior representative. All other sites must provide funding for their representative(s). On-site representatives are responsible for installing and testing government-approved IESS baseline software releases and patches, installing IESS operating system baseline changes, providing support during exercise and special contingency situations to ensure consistent system performance, assisting site personnel in maintaining IESS tables, assisting site personnel in performing hardware configuration audits for new operating systems, providing familiarization for IESS site personnel, and providing system administration and software maintenance support.

## **5.2 Training Support Organizations**

The following organizations will provide guidance to the IESS Program in developing, implementing, evaluating, and managing IESS training.

### **5.2.1 NIMA**

The National Imagery and Mapping College, College Administration and Policy, will monitor the training requirements of the IESS Program, provide guidance and assistance in defining and validating IESS training requirements, and oversee IESS training activities. The IESS TMP will be briefed and submitted to NIMA's Community Imagery Training Council (CITC) for approval.

### **5.2.2 DIA**

The DIA is responsible for overseeing the training activities of all DoDIIS migration systems, including IESS, to ensure that institutional general intelligence training is effective, efficient, and responsive to the intelligence analyst's needs. The General Intelligence Training System (GITS) Branch, DIA is responsible for monitoring course curriculum for GITS intelligence training.

### **5.3 User Organizations**

User organizations are those service and/or command imagery exploitation organizations that utilize or plan to utilize an IESS. User organizations share in the responsibility for identifying user training requirements.

### **5.4 Users**

Users are those individuals who use the IESS in the accomplishment of their unit's day-to-day imagery exploitation mission. Also included in this category are those personnel assigned to maintain the IESS operational.

#### **5.4.1 Imagery Analyst**

The Imagery Analyst (IA) is the principal user of the IESS. The sole IA interface to the system is through the analyst workstation. The IAs are responsible for performing imagery exploitation and providing imagery-derived intelligence information and generating imagery-derived intelligence products.

#### **5.4.2 Managers**

- The Exploitation Requirements Manager has the responsibility for maintaining the accuracy, currency, and completeness of the data base requirements which levy exploitation and dissemination tasking on the local site.
- The Dissemination Manager has the responsibility for managing imagery dissemination parameters and processes, and controls and prioritizes the imagery ordering process.
- The Exploitation Manager has the responsibility for managing the exploitation tasks and production of imagery-derived intelligence reports/products through the monitoring of the various parameters and workload assignments.
- The Data Base Manager is responsible for maintaining the accuracy, currency, and completeness of the IESS data base.

#### **5.4.3 Computer Systems Operator**

Computer operator personnel are responsible for maintaining continuity of the day-to-day operations of the IESS and for maintaining the site-dependent data files and tables. They compile and link those modules required as a result of changes made to site-dependent data. They interface directly with the system hardware and indirectly, via the system monitor console, with the software. The operators serve as both communications and computer operations specialists.

ISD 005-96  
TMP, Rev D  
21 May 1999

## **Section 6**

### **Training Requirements**

**6.0** The following paragraphs provide the top level training requirements for the IESS.

#### **6.1 Guiding Principles for IESS Training**

IESS training will be developed as a team effort between the Program Office, the Service training centers, the developer, and the users. It will enable imagery analysts to use IESS effectively in providing imagery exploitation support to the warfighter and decision makers. The foundation of the IESS training program is the use of experienced and knowledgeable supervisors to provide site OJT programs to enhance and expand upon the formal and developer-furnished training.

#### **6.2 Training Mission**

The mission of the IESS training program is to train the imagery-analyst on the functionality and operation of the IESS to the proficiency level required to perform the duties/tasks necessary to accomplish the imagery exploitation task. The program must also provide training to ensure the effective operation and maintenance of the system.

#### **6.3 Top Level Training Requirements**

##### **6.3.1 Imagery Analysts**

The Imagery Analyst needs to understand the imagery intelligence cycle and specifically the imagery exploitation and reporting process. They must understand the role that IESS plays in managing the imagery exploitation and reporting process and they must be able to use the IESS functions that facilitates the exploitation and reporting effort. Specific skills needed by the IAs to effectively and efficiently operate the system and perform their exploitation duties include:

- Understand IESS concept of operations and terminology.
- Familiarization with IESS interfaces with other systems and their functionality in ordering, receipt, and exploitation of imagery; production of imagery reports; and distribution of imagery and imagery products processes.
- Ability to sign on the system; use the window and pull-down menus; use the help, print, and exit functions, and log off the system.
- Ability to use the IESS Main Menu functions (to include Exploitation Requirements Management, Dissemination Management, Database

Management, System Administration, Exploitation Management, and General Support).

- Ability to use the query capability of the system to include the Query Database, IIR Query, BE Query, Query EEI, and Query Target ID functions.
- Ability to use the IIR History, HOC Coverage, Requirements Display, Target Specs, Latest Reports, OB High Count, and IA Notes functions to research a target.
- Ability to use the Task Determination and Item Create functions to write an imagery intelligence report.
- Ability to perform Coordinate Conversions and Date Conversions.

### **6.3.2 Managers**

Specific management responsibilities vary from site to site. While IESS defines five functional areas (Exploitation Requirements, Dissemination, Exploitation, Data Base, and General Support), it is each site's prerogative how those areas are managed. One site may elect to assign one individual to oversee all five areas, while other sites may assign one individual to each area, or any combination in-between. Therefore, managers require a more in-depth understanding of IESS and the relationship between the five functional areas. In addition to requiring a knowledge of the above-listed IA skills, managers must also have the following:

- Understand the functions and operations associated with the five IESS functional management areas.
- Understand the requirements management/collection process to ensure that site requirements are defined and forwarded to the Requirements Management System (RMS).
- In-depth knowledge and understanding of the external IESS interfaces (RMS, Image Data Exploitation System II (IDEX II), Defense Dissemination System (DDS), etc.).
- Ability to define site parameters for ordering imagery, distributing reports, etc.
- Understand the IESS review and validation process for imagery reports.

### **6.3.3 Computer Systems Operator**

Computer systems operators will require a system level technical understanding of the hardware and software capabilities of IESS, to include the IESS databases, software applications, and internal and external interfaces with the systems and infrastructures

supporting the IESS. The operators serve as both communications and computer operational specialists. Their top level training requirements include:

- Understand IESS concepts and terminology.
- Ability to maintain IESS hardware.
- Ability to identify software problems and work with the site-representative to resolve issues.
- Ability to interface IESS hardware and software to common infrastructure systems, such as communications systems and local area networks (LANs).
- Ability to interface directly with the system hardware and indirectly, via the system monitor consoles and system terminals, with the software.
- Ability to compile and link data file and table modules as a result of changes made to site-dependent data.

#### **6.4 Student Prerequisites/Qualifications**

The only prerequisite for IESS training is a requirement for Imagery Analysts to have completed a basic imagery analyst course.

#### **6.5 Numbers and Types to be Trained**

Personnel assigned to IESS sites come from all Service branches and exhibit different types and levels of skills and perform a variety of duties. Currently, the majority of IESS users are Air Force personnel assigned to joint command intelligence organizations (JAC, JICPAC, etc.). The Marine Corps has a contingent of IESS users with the Marine Corps Intelligence Support Unit (MCISU) at Camp Pendleton and in the near future at three Tactical Exploitation Groups (TEG). The Navy has begun installing IESS units on-board seven ships with an additional 18 installations planned. With the fielding of Version 2.0, the Army incorporated IESS into three MIES locations with three ETRAC locations planned for the future.

The following breakout provides worldwide IESS personnel training requirements:

- IAs/Managers (~1200): This includes the imagery analysts and managers who use the system to perform imagery exploitation and management functions for their units.
- Operators (~100): This includes the computer systems operators/database administrators who perform the daily maintenance and update to the systems files and databases and maintain the system to its full operational capability.

ISD 005-96  
TMP, Rev D  
21 May 1999

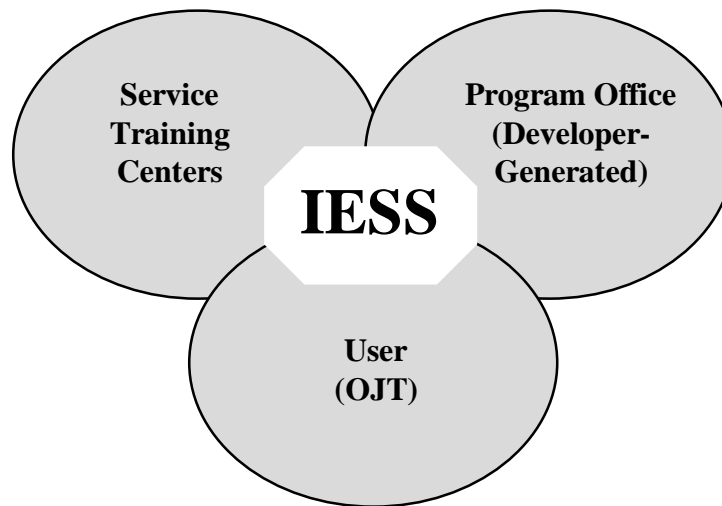
## Section 7

### Training Execution

**7.0** The concept and execution of the IESS training program is as follows:

#### 7.1 Training Concept

The overall IESS training concept is based on a coalition of training provided by: Service Training Centers, Program Management Office (developer-generated) and Users (OJT).



Initial formal training on IESS functionality and operations will be provided by the various Service Training Centers. The developer will provide IESS training during initial site installation, and subsequent version releases. Site specific and sustainment training is provided by individual sites through an On-the-Job-Training program (or other Command-sponsored training programs).

##### 7.1.1 Service Training Centers

The Services will continue to pursue/enhance formal IESS baseline training at the schoolhouses. The PMO will provide these training centers with electronic and hardcopy formatted copies of all IESS training materials (to include all new releases/upgrades) to aid in the development/upgrade of a formal IESS course syllabus.

Today the Air Force provides formal IESS training at Goodfellow AFB, TX (315 TRS). They have incorporated a nine-day block of instruction (that includes IESS) into the basic imagery analyst course. Training is accomplished utilizing an operational IESS.

The Navy has developed a one week IESS block of instruction which they incorporated into their JSIPS-N and Dissemination Management Course. The course is taught at the Navy and Marine Corps Intelligence Training Center (NMITC), at Dam Neck, VA,

starting in July 1998. The schoolhouse has acquired and incorporated an IESS into the curriculum.

The IESS PMO has initiated discussions, with the Army training personnel at Fort Huachuca, as to the acquisition of an IESS and the start of an IESS training program.

### **7.1.2 Developer-Generated Training<sup>1</sup>**

Developer training is provided by the developer prior to or during initial IESS installation and any subsequent new releases. This training may be provided on-site (for large, complex revisions) or at the developer plant by a team of developer-furnished instructors. In the past, this developer furnished training has varied from site to site depending on site requirements (e.g., a site that does not use the Dissemination Management functionality did not receive that part of the curriculum). Site training attendance was also tailored to specific user duties. If a user would only be performing requirements management functions, he/she was required to attend only the Workstation Navigation, General Support, and Requirements Management sessions. However, because of personnel downsizing and increased workloads it is now strongly recommended that the sites employ the “Train the Trainer” concept to ensure that all site personnel receive all necessary training.

#### **7.1.2.1 “Train the Trainer” Methodology**

The Program Management Office encourages the use of “train-the trainer” method of instruction in which selected personnel receive extensive training (on all facets of IESS functionality) by the developer, and they in-turn train the rest of the unit’s users. The advantage of this method is that instruction is concentrated towards a small group of hand-picked personnel, thus increasing the learning and knowledge retention curve. In addition, the site gets a small core of highly trained personnel to provide initial and sustainment IESS training. A pre-requisite to the success of this program is the selection and retention of the site instructors. Sites must identify experienced and motivated personnel to act as their IESS training gurus in order to reap the most benefits from their program.

#### **7.1.3 User-Generated Training (OJT)**

On-the-Job training is site-specific and takes into account the unit’s mission, roles and responsibilities, tasking, and procedures. Site commanders are responsible for developing an effective OJT program to ensure that all assigned personnel receive site specific and sustainment training. The OJT programs include the capabilities inherent in the IESS system and how they relate to the mission requirements/roles/concepts unique to each IESS site. This training emphasizes the operational mission of the system and “how” and “when” the system is used by the analyst in performing his/her duties. The developer provides the sites with all the training documentation and materials necessary for a structured OJT program.

---

<sup>1</sup> See Section 8 for additional details on developer-generated training.

### **7.1.3.1 Computer Training**

On-line computer-based training is a TBD IESS v4.0 requirement. While not primarily designed to replace the face-to-face training deemed critical to the success of the training program, the computer-based training concepts will minimize the use of mobile training teams and/or revisits by the developer training teams and greatly enhance the site's sustainment training activities. This type of training may also prove highly beneficial for remote (deployed) IESS sites and Navy IESS systems on-board ships at sea. The use of Intelink and Internet are also being assessed for these purposes.

### **7.1.4 Other Available Services**

To assist in the overall training program the following services are also available to the users:

- On-line help is available through the IESS software.
- A hotline is manned during normal business hours and voice mail is available around the clock and monitored by the developer during the non-business hours. All site representatives have the home phone numbers of their GTE Points-of-Contact.
- Sites can, on an as needed basis, request additional developer-furnished refresher training. However, funding for this training is not included in contractual obligations of the developer, and, therefore, must primarily be the responsibility of the requesting user organization.

ISD 005-96  
TMP, Rev D  
21 May 1999

## **Section 8**

### **Developer-Generated Training**

**8.0** The IESS developer provides upgrade training upon new releases and new site training to those sites transitioning to IESS.

#### **8.1 Major System Upgrade Training**

As noted previously IESS is in the midst of several major/minor upgrades (IESS v1.0 - v4.0). Differences in the magnitude and complexity of the various releases dictate distinct training approaches as noted below.

##### **8.1.1 IESS Version 1.0/1.1**

###### **8.1.1.1 Major System Upgrades**

IESS evolved from the Computer Aided Tactical Information System (CATIS) with IESS v1.0/1.1 which implemented the following major upgrades.

- Interface with the Requirements Management System
- USSTRATCOM functionality
- JSIPS functionality (IESS v1.1)
- SYBASE Operating System

###### **8.1.1.2 Installation**

IESS v1.0 installation at the various sites occurred in the late 1995 - early 1996 timeframe.

###### **8.1.1.3 Training Schedule**

IESS v1.0 training was conducted on-site at the time of installation.

###### **8.1.1.4 Training Methodology**

IESS was a significant change from CATIS with the addition of USSTRATCOM and JSIPS functionality and a new interface in RMS. Thus, training consisted of a one-two week (varied depending on attendees skill levels) functional course specifically for the imagery analysts and a two-day course for the computer systems operators. This training was conducted on-site and consisted of hands-on instruction utilizing an operational IESS system. Class size was limited to 12 persons per session with the individual sites making attendee determination. Instructors followed the course outline at Appendix A when providing this training.

### **8.1.1.5 Training Outline - See Appendix A**

## **8.1.2 IESS Version 2.0**

### **8.1.2.1 Major System Upgrades**

IESS v2.0 is the result of the following upgrades to the system:

- Enhanced Processing Segment
- Extended Tether Program

### **8.1.2.2 Installation**

Installation was completed by May 1997 (E209 dependent).

### **8.1.2.3 Training Schedule**

IESS v2.0 training was conducted in late April 1997.

### **8.1.2.4 Training Methodology**

IESS v2.0 training was primarily limited to changes to the Dissemination Management function and the complexity level was far less than the upgrades in v1.0. Training consisted of two-day training sessions with the course being conducted in the developer's plant to site-selected personnel. Training took the "train-the-trainer" approach where the trained personnel returned to their respective sites and trained the remaining unit's personnel. The training incorporated new functionality designed into the system to capture the enhancements to the dissemination management process with the IOC of the Enhanced Processing System (EPS) and the Extended Tether Program (ETP). A training survey was sent to each site's dissemination manager, explaining the format of the training, the emphasis of the training, and requesting specific feedback (in the form of responses to the survey) on the experience level of the selected trainee, expected emphasis of this training, and weaknesses or problem areas that the site would like to see addressed. The actual training course was then tailored in response to the survey.

### **8.1.2.5 Training Evaluation**

Both formal (student critiques) and informal evaluation indicated that v2.0 training was extremely successful

### **8.1.2.6 Training Outline - See Appendix B**

## **8.1.3 IESS Version 3.0**

For the purpose of this TMP IESS v3.0 training is divided into two principal user groups, NAIC, the prime recipient of the v3.0 functionality, and the remaining IESS sites.

### **8.1.3.1 Major System Upgrades**

IESS v3.0 is the result of the following upgrades to the system:

- Incorporation of NAIC functionality
- Enhanced Softcopy Exploitation Management requirements
- Expanded Navy Afloat requirements

### **8.1.3.2 Installation**

Installation of IESS v3.0 at NAIC was completed during October 1997 with 17 sites installed in March 1998 and an additional seven in April 1998. Navy Afloat sites are being upgraded as mission requirements permit.

### **8.1.3.3 Training Schedule**

A three-step approach was developed to meet NAIC's training needs - an informal familiarization course in September 1997, followed by formal developer training at install and finally an over-the-shoulder wrap-up after developer-generated training. Formal training for the remaining sites was conducted at the developer's site in the mid-January 1998 timeframe using the train-the-trainer methodology.

### **8.1.3.4 Training Methodology**

NAIC, being a new IESS site, together with their unique Scientific and Technical mission, demanded an innovative and proactive approach to their training needs. The training approach took into account NAIC's limited experience with IESS functionality and the unit's unique mission and concept of operations. It provided for a three-phased program consisting of initial familiarization training, followed by formal developer training, and finally an over-the-shoulder wrap-up.

- Familiarization Training

One of the lessons learned from IESS v1.0 training was the difficulty in assimilating all the terminology and functionality of the IESS system when a user had no previous experience or frame of reference. Familiarization training was designed to provide this frame of reference and instill confidence in the system. NAIC operated a system designed especially for their specific needs (PHOTOLS/HOST 88).

Familiarization training occurred in the 15-26 September 1997 timeframe. It was developed and conducted by functional personnel (with previous IA/IESS experience) within the 497/INDDI and GTE developers. The training was designed to map current NAIC functionality to IESS

functionality and to acquaint the NAIC users with the IESS GUI screens and menus.

- **Formal Training**

Formal training was developed and conducted by the developer as close to system installation as possible (20-31 October 1997). All personnel requiring IESS training were trained on-site utilizing an operational system.

- **Over-the-Shoulder Wrap-up**

The over-the-shoulder wrap-up took place in May 1998 with GTE providing assistance (where needed) after NAIC personnel had operationally used the system for a couple of months.

Formal IESS v3.0 training for the remaining sites was conducted in three two-day sessions (26 January - 3 February 1998) with methodology being similar to v2.0 training, with the developer providing train-the-trainer instruction to site-selected personnel at the developer's facility. The trained personnel are in-turn responsible for providing follow-on IESS v3.0 training at their individual sites. Previously, a training survey was sent to each site explaining the format of the training, the emphasis of the training, and requesting specific feedback to specific questions (similar to the v2.0 approach). The actual training course was tailored in response to the survey. A dry-run of the course was conducted and evaluated by the PMO on 7-8 January 1998.

#### **8.1.3.5 Training Outline - See Appendix C**

#### **8.1.4 IESS Version 3.1**

##### **8.1.4.1 Major System Upgrades**

- Support a mixed IDEX II and SEM exploitation environment
- Secondary Products Review and Validation

##### **8.1.4.2 Installation**

Installation completed in October 1998.

##### **8.1.4.3 Training Schedule**

Training conducted in August 1998.

#### **8.1.4.4 Training Methodology**

Formal IESS v3.1 training was conducted using the methodology similar to v2.0/3.0 (three 2-day sessions) with the developer providing train-the-trainer instruction, to site-selected personnel, at the developer's facility.

#### **8.1.4.5 Training Evaluation**

Both formal (student critiques) and informal evaluation indicated v3.1 training was extremely successful.

#### **8.1.4.6 Training Outline - See Appendix D**

### **8.1.5 IESS Version 3.2**

#### **8.1.5.1 Major System Upgrades**

- Graphical Situation Display (GSD) Phase 2
- SITA Enhancement

#### **8.1.5.2 Installation**

Installation scheduled for June 1999.

#### **8.1.5.3 Training Schedule**

Training conducted 12-21 April 1999.

#### **8.1.5.4 Training Methodology**

Training methodology will be similar to v2.0/3.0.

- 3 sessions for users, 1 session for developers
- Train-the-Trainer
- Developer facility
- 1-2 days

#### **8.1.5.5 Training Evaluation**

An evaluation of the proposed course of instruction took place at a dry-run on 6-7 April 1999. In addition, each student taking the formal course had the opportunity to critique the course.

#### **8.1.5.6 Training Outline – See Appendix E**

## **8.1.6 IESS Version 4.0**

### **8.1.6.1 Major System Upgrades**

- Enhanced Imaging System

### **8.1.6.2 Installation**

Installation scheduled for August/September 1999.

### **8.1.6.3 Training Schedule**

Training will occur 28 June – 8 July 1999.

### **8.1.6.4 Training Methodology (TBD)**

Training methodology will be similar to v2.0/3.0.

### **8.1.6.5 Training Evaluation**

An evaluation of the proposed courses of instruction will take place at a dry-run, scheduled for 15-16 June 1999. In addition, each student taking the formal course will have the opportunity to critique the course.

## **8.1.7 IESS Version 4.1**

Training concept for IESS v4.1 is still TBD.

### **8.1.7.1 Major System Upgrades**

- Broad Area Search Tasking and Exploitation

### **8.1.7.2 Installation (TBD)**

### **8.1.7.3 Training Schedule (TBD)**

### **8.1.7.4 Training Methodology (TBD)**

### **8.1.7.5 Training Evaluation (TBD)**

## **8.2 New Site Training**

In addition to system upgrade training, the PMO in conjunction with the developer, provides new site training -- that is those sites transitioning to an IESS. Given that new IESS sites lack the experience of the more seasoned sites, initial IESS training for these sites takes on an increased emphasis by the PMO. There can be pre-training exchange meetings to discuss overall training strategy and plans, followed by pre-installation training (on-site or at more experienced operational sites), formal developer-generated training,

and finally a post-installation over-the-shoulder training session. Site specific training plans are developed outlining the new sites' IESS training program in detail.

An example of this type of site specific approach to training needs is the NAIC training program as profiled in paragraph 8.1.3<sup>2</sup>. Another example is the training program PMO is for the Marines - utilizing mentor training. Mentor training consists of a new IESS site sending its personnel to an operational site to sit side-by-side with an IA and become familiar with the IESS. Marine Corps personnel at the MCISU, Camp Pendleton, completed mentor training, conducted by AIC and CENTCOM IESS sites. Mentor training is done on a site-by-site basis with the complete concurrence and cooperation of the mentoring site(s).

### **8.3 Training Support**

#### **8.3.1 Facility Requirements**

When IESS training is conducted on-site each site must furnish suitable space with workstations, white board, a vugraph projector, and a screen. Room layout must afford each student, sitting at a workstation, a clear view of the whiteboard and screen. The developer is responsible for these requirements when IESS training is conducted at the developer facility.

#### **8.3.2 Training Materials**

Training materials generated by the developer will include course syllabus, learning objectives, instructor/student guides, handouts, instructor notes (Lesson Plans) user manuals and appropriate training aides. All training material must be approved by the IESS PMO prior to initiation of formal instruction.

#### **8.3.3 Training Equipment**

Training will consist of hands-on instruction, utilizing the IESS, of the new/modified functions and hardware operations of the system. There are no requirements for training devices to be developed.

### **8.4 Instructor and Course Evaluation**

The developer will provide the government a review of the course content and a demonstration of instructor proficiency during a scheduled dry-run.

### **8.5 Critiques**

Upon completion of developer-furnished training, those personnel in attendance will be asked to complete a course critique worksheet providing immediate feedback to the PMO. In addition, the Program Office will conduct a 60-day follow-up critique on the provided

---

<sup>2</sup> For further details on the NAIC training concept and methodology see "NAIC IESS Version 3.0 Training Plan, Revision A."

training by contacting site supervisors to assess the quality of the training program their personnel received.

## **8.6 Resources**

Funding for developer-furnished IESS training (Versions 1.0 - 4.1) is provided through the development contract. Funding takes into account course preparation to include course materials (user manuals, training aids, etc.), instructors, and travel. Space (classroom) and equipment (IESS) requirements for the developer-furnished training are provided by each individual user site when appropriate.

Formal military training is the responsibility of each command and uses the resources of their command training programs. User Services, Commands, and Agencies will provide funding for integration of and attendance at formal schoolhouse IESS training, and the individual site OJT training programs within their purview.

## **Appendix A**

- General instructions and overview
- Workstation Navigation
- Imagery
- Requirements Management
- Exploitation Management
- General Support
- Dissemination Management
- Database Management and System Administration

ISD 005-96  
TMP, Rev D  
21 May 1999

## Appendix B

The following is an outline of IESS v2.0 training:

- Dissemination Message flows
  - Normal message flow between IESS and System III, beginning with ESDs
  - Messages pertaining to retrieving archived information (PIR/PID/RER)
  - Messages pertaining to recovery processing (RDM/RPM)
- Overview of IESS 2.0 changes for Dissemination Management
  - ETP (System D ESD from System III)
  - Enhanced POI Filtering
  - EPS changes
    - Replaces the PS
    - For System B adds IW and redo ESD. Removes TA ESD
    - New media of tape
    - Customer codes/producer codes
    - Can order using different bandwidth compression
    - Enhances current Broadcast capability
    - No longer process an SEM message
    - Eliminates the concept of start and end of sort
    - Replaces current IDM types of “current”, “ad hoc” and “update” with “EPS”, “RS archive”, and “update”
    - 2 character Dissemination priority
- Dissemination Function Review
  - Requirements changes - local requirements example
  - Dissemination parameters
  - Message review/creation
  - Imagery ordering
    - IDM review
    - Sort status review
    - IDM cleanup
    - Quality IMP request
    - FAF block recalculation
  - Mission coverage
    - PID display
    - RER review
    - Recovery RER create
  - Transmission queue review
  - IMP count summary
  - ESD/POI targets review

- Backup target maintenance
  - Backup target parameters
  - Backup target database review

## Appendix C

### COURSE OUTLINE OF INSTRUCTION

The following is an outline of IESS v3.0 training.

#### General/Common System Introduction

	<b>Topic</b>	<b>Lecture</b>	<b>Lab</b>	<b>Total</b>
I	System Architecture	0:10	0:00	0:10
II	System Operations Overview	0:15	0:00	0:15
III	Database organization a. Database Design	0:05	0:00	0:05

#### Workstation Navigation

	<b>Topic</b>	<b>Lecture</b>	<b>Lab</b>	<b>Total</b>
I	Workstation Navigation	0:30	0:00	0:30
	a. Screen Categories			
	b. Menus and Buttons			
	c. Scrolling			
	d. Lists and Selections			
	e. Colors			
	f. Sensitizing/Desensitizing			
	g. Dialog Boxes			
	h. Common Features			
	I. Templates			

**Functional User Common Capabilities**

	<b>Topic</b>	<b>Lecture</b>	<b>Lab</b>	<b>Total</b>
I	Help	0:05	0:00	0:05
	a. On Context			
	b. On Window			
	c. On Help			
	d. On Functions			
	e. On Local			
II	Task Determination	0:10		0:10
III	User Data Maintenance	0:10	0:10	0:20
	a. Update Task Determine			
	b. Hit File Maintenance			
IV	Target Specifications	0:05	0:05	0:10
V	Requirements Display	0:05		0:05
VI	Latest Reports	0:02		0:02
VII	IIR History	0:05	0:05	0:10
VIII	HOC Display	0:05		0:05
IX	Archived Data Review	0:02		0:02
X	IA Notes	0:02		0:02
XI	Database Query	0:30	1:00	1:30
	a. Query Database			
	b. IIR Query			
	c. Circle Search			
	d. Fleeting Targets Query			
	e. Incoming Significant Item Query			
	f. BE Query			
	g. Query Supplemental Data			
XII	Image Correlation	0:05	0:05	0:10
XIII	Collateral Projects	0:05	0:10	0:15
XIV	Alert Reports Review Only	0:02		0:02
XV	Conversions	0:05	0:05	0:10
	a. Coordinate Conversion			
	b. Convert Dates			
XVI	Order of Battle High Count	0:02		0:02
XVII	TACELINT Review	0:05	0:05	0:10
XVIII	General Reports	0:05	0:05	0:10

**Imagery Analyst and Review & Validation Capabilities**

	<b>Topic</b>	<b>Lecture</b>	<b>Lab</b>	<b>Total</b>
I	Imagery Analyst	2:00	2:00	4:00
	a. Task Determination			
	b. User Data Maintenance			
	c. Softcopy Work Session			
	d. Item Create			
	e. Target Specifications			
	f. Requirements Display			
	g. Latest Reports			
	h. IIR History			
	I. History of Coverage			
	j. Non-IIR Requirements Satisfaction			
	k. UEW Review			
	l. CTTF Create			
II	Review & Validation	2:00	2:00	4:00
	a. Review & Validation Options Select			
	b. Item Create			
	c. Target Specifications			
	d. Requirements Display			
	e. Latest Reports			
	f. IIR History			
	g. History of Coverage			
	h. IIR Header			
	i. IIR Output Profile			
	j. IIR Assembly and Transmission			
	k. UEW Review			
	l. CTTF Create			
	m. CTTF Modify			
	n. Transmit CTTF			

### Requirements Management Capabilities

	<b>Topic</b>	<b>Lecture</b>	<b>Lab</b>	<b>Total</b>
I	Local Requirements	0:30	0:30	1:00
	a. Local Query Requirements			
	1. Default Target			
	2. Requirements List			
	b. Delete Local Requirements			
II	Generate REQU PD	0:30	0:30	1:00
	a. Requirement Query			
	b. Target Query			
	c. Transmit AU Requirements			
III	REQU PD Review	0:10	0:10	0:20
IV	UEW Review	0:15	0:10	0:25
V	Due Date Review	0:05	0:05	0:10
VI	Work Order	0:25	0:25	0:50
a.	a. Maintain Work Order			
b.	b. Create Work Order			
VII	Local IP	0:15	0:10	0:25
a.	Create Local IP			
b.	Review Local IP			
VIII	Maintain IRS Profile	0:20	0:30	0:50
IX	Process ETD/EDIR Errors	0:20	0:20	0:40
X	Process RMS Problem Messages	0:20	0:20	0:40
XI	Seed Nom	0:20	0:20	0:40
a.	a. Create Seed Nom			
b.	b. Maintain Seed Nom			
XII	Database Query	0:20	0:20	0:40
	a. Query EEI			
	b. Query ER ID			
	c. Query IP ID			
	d. Query Target ID			
	e. Query Seed Nom			
	f. Query Imagery Purpose Data			
	g. Query CTTF			
XIII	Mandatory Message Review	0:10	0:10	0:20

### Dissemination Management Capabilities

	<b>Topic</b>	<b>Lecture</b>	<b>Lab</b>	<b>Total</b>
I	Dissemination Parameters	0:30	0:30	1:00
II	Backup Target Parameters	0:10	0:10	0:20
III	Backup Target Database Review	0:10	0:10	0:20
IV	CAT Diameter Maintenance	0:10	0:10	0:20
V	PID Display	0:10	0:10	0:20
VI	RER Review	0:20	0:20	0:40
VII	IDM Review	0:20	0:20	0:40
VIII	Mandatory Message Review	0:10	0:10	0:20
IX	ESD/POI Targets Review	0:10	0:10	0:20
X	Sort Status Review	0:20	0:20	0:40
XI	Transmission Queue Review	0:20	0:20	0:40
XII	Quality IMP Request	0:15	0:15	0:30
XIII	FAF Block Recalculation	0:15	0:15	0:30
XIV	IDM Cleanup	0:10	0:10	0:20
XV	IMP Count Summary	0:10	0:10	0:20
XVI	Message Review	0:10	0:10	0:20
XVII	Recovery RER Create	0:10	0:10	0:20

### Exploitation Management Capabilities

	<b>Topic</b>	<b>Lecture</b>	<b>Lab</b>	<b>Total</b>
I	Task Parameters Maintenance	0:45	0:45	1:30
	a. Team Definition			
	b. Planning Priority Maintenance			
	c. Task Priority Modifiers			
	d. Media Allocation Parameters			
	e. Softcopy Parameters			
II	Softcopy Tasking Queue Maintenance	0:30	0:30	1:00
III	Image List	0:15	0:15	0:30
	a. Review			
	b. Review All			
IV	Image Data Maintenance	0:15	0:15	0:30
	a. Problem Image Review			
	b. Softcopy Problem Images			
	1. System III IMPs			
	2. D2C Images			
	3. ESDRM Create			
	4. SEM Problem Images			
V	Exploitation Task Maintenance	0:20	0:20	0:40
	a. Exploitation Task Query			
	b. Exploitation Task Maintenance			
VI	Maintain Shoebox	0:15	0:15	0:30
	a. Create Shoebox			
	b. Query Shoebox			
VII	UEW Review	0:15	0:10	0:25
VIII	Exploitation Statistics	0:10	0:10	0:20
	a. Item Type Summary			
	b. Transmitted Report Summary			
IX	Image Data Maintenance (Cont)	0:10	0:10	0:20
	a. Image Definition			
	b. Courier Hardcopy Imagery Receipt			
	c. Imagery Availability Maintenance			
X	Target Type Maintenance	0:10	0:10	0:20
XI	Mission Reporting Summary	0:05	0:10	0:15
XII	Production Orders	0:05	0:05	0:10
XIII	EEI Not Satisfied Review	0:05	0:05	0:10
XIV	Correct PLOTSHEET Data	0:10	0:10	0:20
XV	Define Target List	0:10	0:10	0:20
XVI	Maintain JSIPS Mission	0:10	0:10	0:20
XVII	Route Coverage Definition	0:10	0: 10	0:20

**Database Management Capabilities**

	<b>Topic</b>	<b>Lecture</b>	<b>Lab</b>	<b>Total</b>
I	AOI Definition	0:20	0:20	0:40
II	ISSO (Workstation Function)	0:15	0:15	0:30
III	Maintain Workstation Parameters	0:10	0:10	0:20
IV	Incoming IIR Maintenance	0:15	0:20	0:35
	a. IIR Profile Maintenance			
	b. IIR Item Profile Maintenance			
V	Target Maintenance	0:15	0:15	0:30
	a. Point Target			
	b. Area Target			
VI	Operation Plan Maintenance	0:10	0:10	0:20
VII	DPI Maintenance	0:10	0:10	0:20
	a. Default Target			
	b. Target List			
VIII	Target Diameter Maintenance	0:10	0:05	0:15
IX	IDB Problem Records Maintenance	0:30	0:30	1:00
	a. Query IDB Problems			
	b. All Targets			
	c. All Location			
	d. IDB Error Summary			
X	Incoming IIR Maintenance	0:20	0:25	0:45
	a. Deferred Alert Reports			
	b.			
XI	Incoming IIR Problem Records	0:30	0:30	1:00
	a. IIR Problem Messages			
	b. IIR Problem Items			
	c. New Target Candidates			
XII	New Target List Review	0:10	0:05	0:15
XIII	IIR Candidate Archive List	0:20	0:20	0:40
	a. Create			
	b. Review			
XIV	Image Coverage Archive List	0:15	0:15	0:30
XV	Maintain Local Help	0:10	0:10	0:20

## System Operations Tools

	<b>Topic</b>	<b>Lecture</b>	<b>Lab</b>	<b>Total</b>
I	Basic UNIX review	1:00	1:00	2:00
	a. Terminal			
	b. Man utility			
	c. Error messages			
	d. Working environment			
	e. Directories and subdirectories			
	f. UNIX commands review			
	g. Aliases			
II	Disk and tape volumes	0:30	0:15	0:45
III	UNIX networks	0:30	0:30	1:00
IV	System overview	0:45	0:30	1:15
	a. Client/server overview			
	b. System design			
	c. Drive assignments			
	d. Alias names			
V	Startup information	0:30	1:00	1:30
	a. System			
	b. Comm system			
VI	General system operations	1:00	1:00	2:00
	a. User communication			
	b. Controlling processes			
	1. kill process			
	2. nice			
	c. Checkpoint			
VII	Peripherals	0:30	0:00	0:30
	a. Backups			
	b. Restores			
	c. Equipment failure			
VIII	Monitoring procedures	0:15	0:10	0:25
IX	Database load and updates	0:15	0:25	0:40
	a. Tape load and update overview			
	b. Sybase bulk copy (bcp)			
X	Message processing	0:20	0:30	0:50
XI	System general procedures	1:00	1:00	2:00
	a. System restart/recovery			
	b. Comm recovery			
	c. System shutdown			
	d. Comm shutdown			
	e. System errors and diagnostics			

	<b>Topic</b>	<b>Lecture</b>	<b>Lab</b>	<b>Total</b>
XII	Command file information	0:10	0:10	0:20
XIII	System tuning	0:15	0:20	0:35
XIV	Batch queues	0:15	0:10	0:25
XV	Print queues	0:15	0:30	0:45
	System management information	0:30	0:30	1:00
	a. UNIX component directories			
	b. System management utilities			

ISD 005-96  
TMP, Rev D  
21 May 1999

## Appendix D

### IESS v3.1 Training Outline

#### IESS 3.1 Modifications Overview

- Mixed IDEX/SEM Site Support
- Direct (or Push) LAN Softcopy Dissemination Support from the DE
- Secondary Product Support

#### External Interfaces Flow Diagram

#### Function Lessons Conventions and Outline

- Function Lessons Outline
- Flow diagram Conventions
  - List of Function Lessons (Lesson 1, Lesson 2, etc.)

#### Function Lessons

- Dissemination Management
  - Lesson 1 - Imagery Ordering
    - Dissemination Parameters
    - IDM Review
    - Sort Status Review
    - Quality IMP Request
    - FAF Block Recalculation
  - Lesson 2 - Backup Target Maintenance
    - Backup Target Parameters
    - Backup Target Database Review

- Exploitation Management
  - Lesson 3 - Image List Maintenance
    - Image List
  - Lesson 4 - Softcopy Queue & Task Management
    - Softcopy Parameters Maintenance
    - Softcopy Tasking Queue Maintenance
  - Lesson 5 - Softcopy Work Session
    - User Data Maintenance
    - Softcopy Tasking Queue Maintenance
  - Lesson 6 - Softcopy Image Maintenance
    - Softcopy Problem Images
    - SFI Processing
- Imagery Exploitation
  - Lesson 7 - Secondary Product Maintenance
    - Review Secondary Product
    - Review All Secondary Products

## Appendix E

### IESS v3.2 Training Outline

The following is the outline for the IESS 3.2 training to be performed by GTE Government Systems in Thousand Oaks, California on the dates of 12-21 April 1999.

#### IESS 3.2 Modifications Overview

- CIGSS IOC functionality
  - Expanded Collection Plan processing
  - Autostaging of high priority imagery
  - Enhanced SITA processing in SEM
  - Navigation and Collection Plan updates messages as complete replacements
  - Added tactical ESD processing
- GSD Phase 2
  - Integration of the GSD Data Store and GRAPHREP message support in IESS External Interfaces Flow Diagram

#### External Interfaces Flow Diagram

#### Function Lessons Conventions and Outline

- Function Lessons Outline
- Flow Diagram Conventions
  - List of Function Lessons (Lesson 1, Lesson 2, etc.)

#### Function Lessons

- CIGGS IOC Applications
  - Lesson 1 – CIGGS

Maintain JSIPS Mission

Define Target List

Maintain Softcopy Parameters

Maintain Softcopy Tasking Queue

- Incoming GRAPHREP
  - Lesson 2 – GRAPHREP Messages Handling
    - Review Queue List
    - Correct IIR Message
    - Review Incoming GRAPHREP Messages
    - Query GSD DS
- Outgoing GRAPHREP
  - Lesson 3 – GRAPHREP Requirements
    - Maintain Planning Priority
    - Maintain Team Definition
    - Local Query Requirement
    - Review Target Specifications
    - Request Production Orders
  - Lesson 4 – GRAPHREP Task Selection
    - Update Task Determination
    - Determine Task
    - Maintain Exploitation Tasks
  - Lesson 5 – GRAPHREP Transmission
    - Review Outgoing GRAPHREP
    - Maintain Secondary Product
    - Non-IIR Requirements Satisfaction
    - Query Database

## **Annex F**

### **IESS v4.0 Training Outline**

The following is the outline for the IESS 4.0 training to be performed by GTE Government Systems in Thousand Oaks, California on the dates of 28 June – 8 July 1999.

#### **IESS 4.0 Modifications Overview**

- ESD Processing
  - Addition of Enhanced System A at E300
  - Addition of System B2 at E305
  - New-Processing of System B PID
  - POI change – Multimate Type changes
  - MTDM support deleted
- Softcopy Designator 1
  - Change in definition of the Softcopy Designator field of IDM-PSM
  - IESS softcopy site types will be changed. Push Libraries are still only supported at sites which do not have IDEX, due to limitation in IDM message
  - One-to-one relationship between Library ID and Customer Code
- Dissemination/Imagery Ordering
  - LCM replaced by SDLCM
  - New check for “too big” targets in vertical direction
  - Order as one IMP or break into two IMPs if too big
- Softcopy Tasking
  - SRPs can no longer be included in a WAM to IDEX
- EAC

- Separate site training will be provided
- Requirements Management Support

#### External Interfaces Flow Diagram

#### Function Lessons Conventions and Outline

- Function Lessons Outline
- Flow Diagram Conventions

#### Function Lessons

- Lesson 1 – Requirements
  - Create and Validate Seed Nom
  - Media Allocation Parameters
  - Team Definition
- Lesson 2 – Maintain Dissemination/Softcopy Parameters
  - Dissemination Parameters
  - Maintain Library Parameters
  - Maintain Softcopy Parameters
- Lesson 3 – Dissemination/Imagery Ordering/POI
  - Transmit Dissemination Messages
  - PID Display
  - RER Review
  - FAF Block Recalculation
  - Quality IMP Request
  - Query Image Purpose Data
- Lesson 4 – Tasks and Exploitation Support
  - Exploitation Task Query

Task Determination

Query Database

Maintain Image List

Maintain Softcopy Tasking Queue

Maintain Secondary Product

– Lesson 5 – Backup Target Data

Backup Target Parameters

Review Backup Targets

ISD 005-96  
TMP, Rev D  
21 May 1999