

# Labor, Health and Human Services, and Education: FY2018 Appropriations

**Jessica Tollestrup, Coordinator**  
Specialist in Social Policy

**Karen E. Lynch, Coordinator**  
Specialist in Social Policy

Updated September 13, 2018

**Congressional Research Service**

7-5700

[www.crs.gov](http://www.crs.gov)

R45083

## Summary

This report offers an overview of actions taken by Congress and the President to provide FY2018 appropriations for accounts funded by the Departments of Labor, Health and Human Services, and Education, and Related Agencies (LHHS) appropriations bill. This bill includes all accounts funded through the annual appropriations process at the Departments of Labor (DOL) and Education (ED). It also provides annual appropriations for most agencies within the Department of Health and Human Services (HHS), with certain exceptions (e.g., the Food and Drug Administration is funded via the Agriculture bill). Finally, the LHHS bill provides funds for more than a dozen related agencies, including the Social Security Administration (SSA).

**FY2018 Rescissions Proposal:** On May 8, 2018, the Trump Administration submitted to Congress a proposal for rescissions of budget authority totaling \$15.8 billion. The proposal included a number of LHHS-related rescissions of both mandatory and discretionary funding. After it was introduced as H.R. 3, this proposal passed the House on June 7, 2018, but has not been taken up by the Senate as of the date of this report.

**FY2018 Omnibus:** On March 23, 2018, the Consolidated Appropriations Act, FY2018 (H.R. 1625, P.L. 115-141) was enacted, providing LHHS appropriations in Division H. FY2018 LHHS discretionary appropriations totaled \$186.5 billion (excluding emergency-designated amounts provided by an earlier supplemental appropriations act for FY2018). This amount is 7.6% more than FY2017 levels and 25.3% more than the FY2018 budget request from the Trump Administration. The omnibus also provided \$817.5 billion in mandatory funding, for a combined FY2018 LHHS total of \$1.004 trillion. The distribution of discretionary funding is as follows:

- **DOL:** \$12.2 billion, 1.1% more than FY2017.
- **HHS:** \$88.2 billion, 12.8% more than FY2017.
- **ED:** \$70.9 billion, 3.9% more than FY2017.
- **Related Agencies:** \$15.3 billion, 2.8% more than FY2017.

**FY2018 Supplemental Appropriations:** On February 9, 2018, supplemental appropriations to address the 2017 hurricane season and a series of deadly wildfires in California were enacted as part of the Bipartisan Budget Act of 2018. In total, \$4.0 billion in emergency-designated appropriations for accounts and purposes traditionally associated with the LHHS appropriations bill were enacted for accounts at DOL, HHS, and ED. The FY2018 enacted totals presented throughout this report do not include these emergency funds.

**FY2018 Continuing Resolutions:** Prior to the enactment of the omnibus, FY2018 appropriations were provided by five continuing resolutions (CRs): P.L. 115-56, P.L. 115-90, P.L. 115-96, P.L. 115-120, and P.L. 115-123. Government-wide funding was interrupted between the third and fourth CR due to a funding gap that commenced on January 20, 2018, and ended on January 22, 2018. With limited exceptions, the FY2018 CRs generally funded discretionary LHHS programs at FY2017 levels minus a reduction of about two-thirds of one percent (-0.6791%).

**FY2018 LHHS House Action:** The House Appropriations Committee's version of the FY2018 LHHS appropriations bill was ordered reported by the full committee on July 19, 2017, by a vote of 28-22, and reported to the House on July 24 (H.R. 3358). This bill would have provided \$168.9 billion in discretionary LHHS funds, a 2.6% decrease from FY2017 enacted levels. This amount is 13.4% more than the FY2018 President's request. In addition, the House committee bill would have provided an estimated \$817.4 billion in mandatory funding, for a combined total of \$986.3 billion for LHHS as a whole. The distribution of discretionary funding was as follows:

- **DOL:** \$10.6 billion, 12.6% less than FY2017.
- **HHS:** \$77.6 billion, 0.7% less than FY2017.
- **ED:** \$66.0 billion, 3.2% less than FY2017.
- **Related Agencies:** \$14.7 billion, 1.1% less than FY2017.

The House committee-reported version of the LHHS bill (H.R. 3358) did not receive floor consideration, but the text of this measure (with minor alterations) was included in an omnibus appropriations bill (H.R. 3354) that was amended on the floor and passed by the House on September 14, 2017. Comprehensive figures that account for the budgetary effects of the LHHS-related floor amendments to H.R. 3354 are generally not available. As a result, this report does not present funding levels from this House-passed measure. However, **Appendix B** includes a discussion of the LHHS-related amendments that were offered during floor consideration of H.R. 3354. This measure was not taken up in the Senate.

**FY2018 LHHS Senate Action:** The Senate Appropriations Committee reported its version of the FY2018 LHHS appropriations bill on September 7, 2017, by a vote of 29-2 (S. 1771). This bill would have provided \$174.4 billion in discretionary LHHS funds. This is 0.6% more than FY2017, and 17.2% more than the FY2018 President's request. In addition, the Senate committee bill would have provided an estimated \$817.4 billion in mandatory funding, for a combined total of \$991.9 billion for LHHS as a whole. The distribution of discretionary funding was as follows:

- **DOL:** \$12.0 billion, 0.5% less than FY2017.
- **HHS:** \$79.8 billion, 2.1% more than FY2017.
- **ED:** \$68.3 billion, 0.04% more than FY2017.
- **Related Agencies:** \$14.4 billion, 3.6% less than FY2017.

**FY2018 President's Budget Request:** On May 23, 2017, the Trump Administration released the FY2018 President's budget. The President requested \$148.9 billion in discretionary funding for accounts funded by the LHHS bill, which is a decrease of 14.1% from FY2017 levels. In addition, the President requested \$815.8 billion in annually appropriated mandatory funding, for a total of \$964.7 billion for the LHHS bill as a whole. The distribution of discretionary funding was as follows:

- **DOL:** \$9.7 billion, 19.4% less than FY2017.
- **HHS:** \$63.0 billion, 19.3% less than FY2017.
- **ED:** \$62.9 billion, 7.8% less than FY2017.
- **Related Agencies:** \$13.2 billion, 11.1% less than FY2017.

## Contents

Introduction .....	1
Report Roadmap and Useful Terminology .....	1
Scope of the Report.....	2
Important Budget Concepts.....	2
Mandatory vs. Discretionary Budget Authority .....	2
Total Budget Authority Provided in the Bill vs. Total Budget Authority Available in the Fiscal Year.....	3
FY2018 LHHS Appropriations Status.....	4
FY2018 Rescissions Proposal .....	4
FY2018 Omnibus Appropriations .....	5
FY2018 Supplemental Appropriations .....	6
FY2018 Continuing Resolutions .....	6
Congressional Action on an LHHS Bill .....	7
FY2018 LHHS Action in the House .....	7
FY2018 LHHS Action in the Senate.....	7
FY2018 President’s Budget Request.....	7
Conclusion of the FY2017 Appropriations Process .....	8
Summary of FY2018 LHHS Appropriations.....	9
Department of Labor (DOL) .....	12
About DOL .....	12
FY2018 DOL Appropriations Overview .....	13
Selected DOL Highlights .....	13
Employment and Training Administration (ETA).....	13
Bureau of International Labor Affairs (ILAB).....	14
Labor-Related General Provisions .....	15
Department of Health and Human Services (HHS).....	18
About HHS.....	19
FY2018 HHS Appropriations Overview .....	19
Special Public Health Funding Mechanisms.....	21
Public Health Service Evaluation Tap.....	21
Prevention and Public Health Fund .....	23
Selected HHS Highlights by Agency .....	24
HRSA.....	24
CDC .....	24
NIH .....	25
SAMHSA.....	26
AHRQ .....	27
CMS.....	27
ACF.....	28
ACL .....	29
Funding Restrictions Related to Certain Controversial Issues .....	29
Department of Education (ED).....	37
About ED .....	37
FY2018 ED Appropriations Overview.....	38
Selected ED Highlights .....	38

School Improvement Programs.....	39
Federal Direct Student Loan Program Account .....	39
Related Agencies .....	41
FY2018 Related Agencies Appropriations Overview .....	41
Selected Related Agencies Highlights.....	43
Corporation for National and Community Service .....	43
SSA Limitation on Administrative Expenses (LAE) .....	43
National Labor Relations Board (NLRB) .....	44

## Figures

Figure 1. FY2018 Enacted LHHS Appropriations .....	5
Figure 2. FY2018 Enacted LHHS Appropriations by Title .....	11
Figure 3. FY2018 Enacted HHS Appropriations by Agency.....	21

## Tables

Table 1. Status of Full-Year LHHS Appropriations Legislation, FY2018.....	4
Table 2. LHHS Appropriations Overview by Bill Title, FY2017-FY2018 .....	10
Table 3. DOL Appropriations Overview .....	13
Table 4. Detailed DOL Appropriations.....	16
Table 5. HHS Appropriations Overview.....	20
Table 6. HHS Appropriations Totals by Agency .....	31
Table 7. HHS Discretionary Appropriations for Selected Programs or Activities, by Agency .....	33
Table 8. ED Appropriations Overview .....	38
Table 9. Detailed ED Appropriations .....	40
Table 10. Related Agencies Appropriations Overview.....	42
Table 11. Detailed Related Agencies Appropriations .....	44
 Table A-1. FY2018 LHHS Discretionary House Interim Suballocations, Senate Funding Guidance, Senate Current 302(b), and FY2018 Enacted, Along with Enacted FY2017 Levels .....	50
Table A-2. LHHS Appropriations Overview, by Bill Title: FY2017-FY2018.....	52
Table B-1. House Floor Amendments Offered to H.R. 3354 .....	55

## Appendixes

Appendix A. Budget Enforcement Activities .....	47
Appendix B. House Floor Amendments Offered to H.R. 3354.....	54

## **Contacts**

Author Contact Information .....	58
----------------------------------	----

## Introduction

This report provides an overview of FY2018 appropriations actions for accounts traditionally funded in the appropriations bill for the Departments of Labor, Health and Human Services, and Education, and Related Agencies (LHHS). This bill provides discretionary and mandatory appropriations to three federal departments: the Department of Labor (DOL), the Department of Health and Human Services (HHS), and the Department of Education (ED). In addition, the bill provides annual appropriations for more than a dozen related agencies, including the Social Security Administration (SSA).

Discretionary funds represent less than one-quarter of the total funds appropriated in the LHHS bill. Nevertheless, the LHHS bill is typically the largest single source of discretionary funds for domestic non-defense federal programs among the various appropriations bills (the Department of Defense bill is the largest source of discretionary funds among all federal programs). The bulk of this report is focused on discretionary appropriations because these funds receive the most attention during the appropriations process.

The LHHS bill typically is one of the more controversial of the regular appropriations bills because of the size of its funding total and the scope of its programs, as well as various related social policy issues addressed in the bill, such as restrictions on the use of federal funds for abortion and for research on human embryos and stem cells.

Congressional clients may consult the LHHS experts list in CRS Report R42638, *Appropriations: CRS Experts*, for information on which analysts to contact at the Congressional Research Service (CRS) with questions on specific agencies and programs funded in the LHHS bill.

## Report Roadmap and Useful Terminology

This report is divided into several sections. The opening section provides an explanation of the scope of the LHHS bill (and hence, the scope of this report) and an introduction to important terminology and concepts that carry throughout the report. Next is a series of sections describing major congressional actions on FY2018 appropriations and (for context) a review of the conclusion of the FY2017 appropriations process. This is followed by a high-level summary and analysis of enacted and proposed appropriations for FY2018, compared to FY2017 funding levels. The body of the report concludes with overview sections for each of the major titles of the bill: DOL, HHS, ED, and Related Agencies. These sections provide selected highlights from FY2018 enacted and proposed funding levels compared to FY2017. (Note that the distribution of funds is sometimes illustrated by figures, which in all cases are based on the FY2018 enacted version of the LHHS bill.<sup>1</sup>)

Finally, **Appendix A** provides a summary of budget enforcement activities for FY2018. This includes information on the Budget Control Act of 2011 (BCA; P.L. 112-25) and sequestration, as well as action associated with the Bipartisan Budget Act of 2018 (BBA 2018; P.L. 115-123), the FY2018 budget resolution, subcommittee spending allocations, and current-year spending levels. This is followed by **Appendix B**, which provides an overview of the LHHS-related floor amendments that were offered in the House during its consideration of H.R. 3354, an omnibus appropriations measure that was ultimately not taken up by the Senate.

---

<sup>1</sup> The dollars and percentages in each figure also are generally illustrative, except as noted, of the parallel distribution of funds enacted in FY2017 and proposed by the FY2018 President's budget, and the House and the Senate Appropriations Committee-reported bills.

## Scope of the Report

In general, this report is focused strictly on appropriations to agencies and accounts that are subject to the jurisdiction of the Labor, Health and Human Services, Education, and Related Agencies subcommittees of the House and Senate appropriations committees (i.e., accounts traditionally funded via the LHHS bill). Department “totals” provided in this report do not include funding for accounts or agencies that are traditionally funded by appropriations bills under the jurisdiction of other subcommittees.

The LHHS bill provides appropriations for the following federal departments and agencies:

- the Department of Labor;
- most agencies at the Department of Health and Human Services, except for the Food and Drug Administration (funded through the Agriculture appropriations bill), the Indian Health Service (funded through the Interior-Environment appropriations bill), and the Agency for Toxic Substances and Disease Registry (also funded through the Interior-Environment appropriations bill);
- the Department of Education; and
- more than a dozen related agencies, including the Social Security Administration, the Corporation for National and Community Service, the Corporation for Public Broadcasting, the Institute of Museum and Library Services, the National Labor Relations Board, and the Railroad Retirement Board.

Note also that funding totals displayed in this report do not reflect amounts provided outside of the annual appropriations process. Certain direct spending programs, such as Old-Age, Survivors, and Disability Insurance and parts of Medicare, receive funding directly from their authorizing statutes; such funds are not reflected in the totals provided in this report because they are not provided through the annual appropriations process (see related discussion in the “Important Budget Concepts” section).

## Important Budget Concepts

### Mandatory vs. Discretionary Budget Authority<sup>2</sup>

The LHHS bill includes both discretionary and mandatory budget authority. While all discretionary spending is subject to the annual appropriations process, only a portion of mandatory spending is provided in appropriations measures.

Mandatory programs funded through the annual appropriations process are commonly referred to as *appropriated entitlements*. In general, appropriators have little control over the amounts provided for appropriated entitlements; rather, the authorizing statute controls the program parameters (e.g., eligibility rules, benefit levels) that entitle certain recipients to payments. If Congress does not appropriate the money necessary to meet these commitments, entitled recipients (e.g., individuals, states, or other entities) may have legal recourse.<sup>3</sup>

---

<sup>2</sup> For definitions of these and other budget terms, see U.S. Government Accountability Office (GAO), *A Glossary of Terms Used in the Federal Budget Process*, GAO-05-734SP, September 1, 2005, <http://www.gao.gov/products/GAO-05-734SP>. (Terms of interest may include appropriated entitlement, direct spending, discretionary, entitlement authority, and mandatory.)

<sup>3</sup> Sometimes appropriations measures include amendments to laws authorizing mandatory spending programs and



Most mandatory spending is not provided through the annual appropriations process, but rather through budget authority provided by the program’s authorizing statute (e.g., Old-Age, Survivors, and Disability Insurance). The funding amounts in this report do not include budget authority provided outside of the appropriations process. Instead, the amounts reflect only those funds, discretionary and mandatory, that are provided through appropriations acts.

Note that, as displayed in this report, mandatory amounts for the Trump Administration’s budget submission reflect current-law (or current services) estimates; they generally do not include the President’s proposed changes to a mandatory spending program’s authorizing statute that might affect total spending. (In general, such proposals are excluded from this report, as they typically would be enacted in authorizing legislation.)

Note also that the report focuses most closely on discretionary funding. This is because discretionary funding receives the bulk of attention during the appropriations process. (As noted earlier, although the LHHS bill includes more mandatory funding than discretionary funding, the appropriators generally have less flexibility in adjusting mandatory funding levels than discretionary funding levels.)

Mandatory and discretionary spending is subject to budget enforcement processes that include sequestration. In general, sequestration involves largely across-the-board reductions that are made to certain categories of discretionary or mandatory spending. However, the conditions that trigger sequestration, and how it is carried out, differ for each type of spending. This is discussed further in **Appendix A**.

## **Total Budget Authority Provided in the Bill vs. Total Budget Authority Available in the Fiscal Year**

Budget authority is the amount of money a federal agency is legally authorized to commit or spend. Appropriations bills may include budget authority that becomes available in the current fiscal year, in future fiscal years, or some combination. Amounts that become available in future fiscal years are typically referred to as *advance appropriations*.

Unless otherwise specified, appropriations levels displayed in this report refer to the total amount of *budget authority provided in an appropriations bill* (i.e., “total in the bill”), regardless of the year in which the funding becomes available.<sup>4</sup> In some cases, the report breaks out “current-year” appropriations (i.e., the amount of *budget authority available for obligation in a given fiscal year*, regardless of the year in which it was first appropriated).<sup>5</sup>

As the annual appropriations process unfolds, the amount of current-year budget authority is measured against 302(b) allocation ceilings (budget enforcement caps for appropriations subcommittees that traditionally emerge following the budget resolution process). The process of measuring appropriations against these spending ceilings takes into account *scorekeeping adjustments*, which are made by the Congressional Budget Office (CBO) to reflect conventions

---

thereby change the amount of mandatory appropriations needed. Because such amendments are legislative in nature, they may violate parliamentary rules separating authorizations and appropriations. For more information, see CRS Report R42388, *The Congressional Appropriations Process: An Introduction*.

<sup>4</sup> Such figures include advance appropriations provided in the bill for future fiscal years, but do not include advance appropriations provided in prior years’ appropriations bills that become available in the current year.

<sup>5</sup> Such figures exclude advance appropriations for future years, but include advance appropriations from prior years that become available in the given fiscal year.

and special instructions of Congress.<sup>6</sup> Unless otherwise specified, appropriations levels displayed in this report do not reflect additional scorekeeping adjustments.

## FY2018 LHHS Appropriations Status

**Table 1** provides a timeline of major legislative actions, and the remainder of this section provides additional detail on these and other steps toward full-year FY2018 LHHS appropriations.

**Table 1. Status of Full-Year LHHS Appropriations Legislation, FY2018**

Subcommittee Approval		Full Committee Approval		Resolution of House and Senate Differences					
House	Senate	House	Senate	House Initial Passage	Senate Initial Passage	Conf. Report	House Final Passage	Senate Final Passage	Public Law
7/13/17	9/6/17	H.R. 3358	S. 1771	H.R. 3354,			H.R. 1625,	H.R. 1625,	P.L. 115-
9-6	voice vote	H.Rept. 115-244	S.Rept. 115-150	Division F			Division H	Division H	141
		7/24/17	9/7/17	211-198			3/22/18	3/23/18	
		28-22	29-2				256-167	65-32	

**Source:** CRS Appropriations Status Table.

## FY2018 Rescissions Proposal

On May 8, 2018, the Trump Administration submitted to Congress a proposal for rescissions of budget authority totaling \$15.8 billion.<sup>7</sup> The proposal was submitted in accordance with Section 1012 of the Congressional Budget and Impoundment Control Act of 1974 (2 U.S.C. 683).<sup>8</sup> In the proposal were a number of LHHS-related rescissions of both mandatory and discretionary funding for accounts at DOL, HHS, the Corporation for National and Community Service, and the Railroad Retirement Board.

After it was introduced as H.R. 3, the House considered the measure and passed it by a vote of 210-206, on June 7, 2018. In the Senate, the measure was referred to the Senate Appropriations and Budget Committees.<sup>9</sup> On June 20, 2018, a motion to discharge those committees from consideration of the measure was made in the Senate, but it was rejected by a vote of 48-50. No further action on this measure has occurred as of the date of this report.

<sup>6</sup> For more information on scorekeeping, see CRS Report 98-560, *Baselines and Scorekeeping in the Federal Budget Process*. See also a discussion of key scorekeeping guidelines included in the joint explanatory statement accompanying the conference report to the Balanced Budget Act of 1997 (H.Rept. 105-217, pp. 1007-1014).

<sup>7</sup> See Office of Management and Budget (OMB), Rescission Proposal no. R18-1, available at <https://www.whitehouse.gov/wp-content/uploads/2018/05/POTUS-Rescission-Transmittal-Package-5.8.2018.pdf>.

<sup>8</sup> This proposal was subsequently amended on June 5, 2018. See OMB, Rescission Proposal no. R18-2A, available at [https://www.whitehouse.gov/wp-content/uploads/2018/06/Revisions-to-Special-Message-Rescission-Package\\_6.5.18.pdf](https://www.whitehouse.gov/wp-content/uploads/2018/06/Revisions-to-Special-Message-Rescission-Package_6.5.18.pdf).

<sup>9</sup> A separate measure (S. 2979) was introduced in the Senate and referred to the Senate Appropriations Committee and Budget Committee on May 24, 2018. No further action on this measure has occurred as of the date of this report.

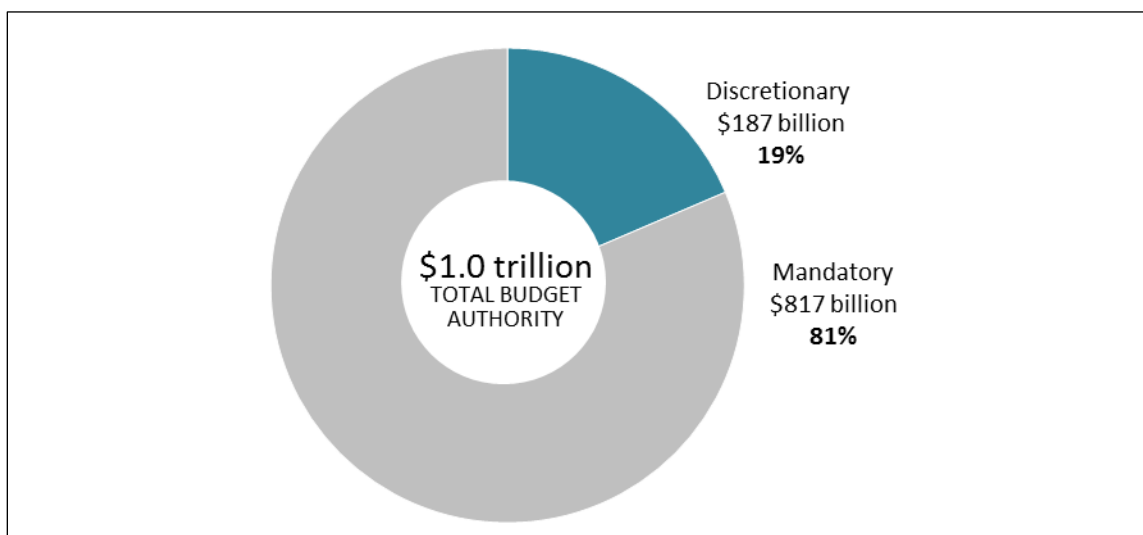
## FY2018 Omnibus Appropriations

On March 23, 2018, President Trump signed into law the Consolidated Appropriations Act, FY2018 (H.R. 1625, P.L. 115-141). The bill was agreed to in the House on March 22 and in the Senate on March 23. The bill provided regular, full-year appropriations for all 12 annual appropriations acts, including LHHS (Division H).

LHHS discretionary appropriations in the FY2018 omnibus totaled \$186.5 billion (this total does not include emergency funding provided by an earlier supplemental appropriations act for FY2018, P.L. 115-123). This amount is 7.6% more than FY2017 levels and 25.3% more than the FY2018 budget request from the Trump Administration. The omnibus also provided \$817.5 billion in mandatory funding, for a combined FY2018 LHHS total of \$1.004 trillion.

See **Figure 1** for a breakdown of FY2018 discretionary and mandatory LHHS appropriations.<sup>10</sup>

**Figure 1. FY2018 Enacted LHHS Appropriations**



**Source:** Amounts for FY2018 enacted are generally drawn from or calculated based on data in the explanatory statement accompanying the FY2018 omnibus (H.R. 1625, P.L. 115-141), available in the *Congressional Record*, vol. 164, no. 50, March 22, 2018, pp. H2697-H2783. Enacted totals for FY2018 do not include emergency-designated appropriations provided by P.L. 115-123. For consistency with source materials, these amounts generally do not reflect mandatory spending sequestration.

**Notes:** Details may not add to totals due to rounding. Amounts in this figure (1) reflect all budget authority appropriated in the bill, regardless of the year in which funds become available (i.e., totals do not include advances from prior-year appropriations, but do include advances for subsequent years provided in this bill); (2) have generally not been adjusted to reflect scorekeeping; (3) comprise only those funds provided for agencies and accounts subject to the jurisdiction of the LHHS subcommittees of the House and Senate appropriations committees; and (4) do not include appropriations that occur outside of appropriations bills.

<sup>10</sup> While the dollars and percentages in this figure were calculated based on amounts in the FY2018 omnibus, they are generally also illustrative—within a few percentage points—of the share of funds directed to each bill title in FY2017 and under the various FY2018 proposals (e.g., President’s budget, House and Senate committee-reported bills).

## **FY2018 Supplemental Appropriations**

The 2017 hurricane season was the fifth-most active on record in the Atlantic Basin, in terms of accumulated storm strength. Four named storms made landfall on U.S. soil from mid-August to mid-October, causing extensive damage. Concurrently, a series of deadly wildfires struck California.<sup>11</sup> In response, two FY2018 supplemental appropriations laws were enacted, one on October 26, 2017 (H.R. 2266; P.L. 115-72), and the other on February 9, 2018 (H.R. 1892; P.L. 115-123).<sup>12</sup> The second of these, which was enacted as part of the Bipartisan Budget Act of 2018, contained a total of \$4.0 billion in supplemental appropriations for accounts and purposes traditionally associated with the LHHS appropriations bill, all of which were designated as emergency spending. These funds were distributed to DOL, HHS, and ED as follows:

- \$100 million to the Employment and Training Administration for dislocated worker assistance (DOL);
- \$30.9 million to Job Corps (DOL);
- \$200 million to the Centers for Disease Control and Prevention (CDC) for CDC-wide Activities and Program Support (HHS);
- \$50 million to the National Institutes of Health (NIH) Office of the Director (HHS);
- \$650 million to the Administration for Children and Families (ACF) Children and Family Services Programs account for the Head Start Program (HHS);
- \$162 million to the HHS Office of the Secretary for the Public Health and Social Services Emergency Fund (HHS);
- \$2.7 billion for Hurricane Education Recovery (ED);
- \$5 billion for Higher Education Act waiver authority (ED); and
- \$90 billion for the Historically Black Colleges and Universities Supplemental Loan Program (ED).

The FY2018 enacted totals throughout this report do not include these emergency funds.

## **FY2018 Continuing Resolutions**

Full-year appropriations were not enacted by the start of FY2018 (October 1, 2017). As a consequence, temporary funding for LHHS was provided by a CR that was enacted on September 8, 2017 (H.R. 601, Division D; P.L. 115-56). A second CR, which extended the funding in the first CR, was enacted on December 8, 2017 (H.J.Res. 123; P.L. 115-90). A third CR, which further extended funding, was enacted on December 22, 2017 (H.R. 1370; P.L. 115-96). After a funding gap that commenced on January 20, 2018, a fourth CR was enacted two days later that extended funding through February 8, 2018 (H.R. 195; P.L. 115-120), followed by a fifth CR that extended funding through March 23, 2018 (H.R. 1892; P.L. 115-123). (This fifth CR was enacted in the Bipartisan Budget Act of 2018, in Division B, Subdivision 3.)

With limited exceptions, these CRs generally funded discretionary LHHS programs at FY2017 levels minus a reduction of about two-thirds of one percent (-0.6791%). Mandatory programs

---

<sup>11</sup> CRS Insight IN10834, *Supplemental Appropriations and the 2017 Hurricane Season*, by William L. Painter.

<sup>12</sup> A third supplemental appropriations law addressing some of these disasters was enacted late in FY2017 (H.R. 601; P.L. 115-56). In addition, the House passed a supplemental appropriations bill on December 21, 2017 (H.R. 4667), which contained disaster-related appropriations for LHHS activities, but that bill was not enacted into law.

covered by the CRs were generally continued at current-law levels, less sequestration (where applicable). CR provisions specifically affecting LHHS programs were carried in Sections 101(a)(8), 135-139, and 145-146 of P.L. 115-56, as amended by P.L. 115-96.

For more information about the FY2018 continuing appropriations, see CRS Report R44978, *Overview of Continuing Appropriations for FY2018 (P.L. 115-56)*.

## **Congressional Action on an LHHS Bill**

### **FY2018 LHHS Action in the House**

The House Appropriations Committee's version of the FY2018 LHHS appropriations bill was ordered reported by the full committee on July 19, 2017, by a vote of 28-22, and reported to the House on July 24 (H.R. 3358). It was previously approved in subcommittee on July 13 by a vote of 9-6.

As reported by the full committee, this bill would have provided \$168.9 billion in discretionary LHHS funds, a 2.6% decrease from FY2017 enacted levels. This amount would have been 13.4% more than the FY2018 President's request. In addition, the House committee bill would have provided an estimated \$817.4 billion in mandatory funding, for a combined total of \$986.3 billion for LHHS as a whole.

While H.R. 3358 did not receive floor consideration in the House, the text of this measure (with minor alterations) was included in an omnibus appropriations bill, the Make America Secure and Prosperous Appropriations Act, 2018 (H.R. 3354), which passed the House on September 14, 2017. As bill-wide numbers that incorporate the budgetary effects of the LHHS-related floor amendments to H.R. 3354 are generally not available, the House funding numbers in this report are based on H.R. 3358, as reported by the House Appropriations Committee. The LHHS-related amendments that were offered in the House during consideration of H.R. 3354 are discussed in **Appendix B**.

### **FY2018 LHHS Action in the Senate**

The Senate Appropriations Committee reported its version of the FY2018 LHHS appropriations bill on September 7, 2017, by a vote of 29-2 (S. 1771). The LHHS subcommittee had reported the bill the previous day (September 6) by a voice vote.

This bill would have provided \$174.4 billion in discretionary LHHS funds. This would have been 0.6% more than FY2017, and 17.2% more than the FY2018 President's request. In addition, the Senate committee bill would have provided an estimated \$817.4 billion in mandatory funding, for a combined total of \$991.9 billion for LHHS as a whole.

## **FY2018 President's Budget Request**

On May 23, 2017, the Trump Administration released the FY2018 President's budget. The President requested \$148.9 billion in discretionary appropriations for accounts funded by the LHHS bill, which is a decrease of 14.1% from FY2017 levels. In addition, the President requested \$815.8 billion in annually appropriated mandatory funding, for a total of \$964.7 billion for the LHHS bill as a whole.

## Conclusion of the FY2017 Appropriations Process

On May 5, 2017, President Trump signed into law the Consolidated Appropriations Act, 2017 (P.L. 115-31). This bill was agreed to in the House on May 3 and the Senate on May 4. The bill provided regular, full-year appropriations for 11 of the 12 annual appropriations acts, including LHHS (Division H).<sup>13</sup>

The law provided a total of \$173.3 billion in discretionary funding for LHHS.<sup>14</sup> This total was roughly \$3.1 billion (+1.8%) more than FY2016 levels and \$900 million (+0.5%) more than the Obama Administration's FY2017 request. The omnibus also provided \$760.6 billion in mandatory funding, for a combined FY2017 LHHS total of \$934.0 billion.

---

<sup>13</sup> The one annual appropriations bill not included in the omnibus—the Military Construction, Veterans Affairs, and Related Agencies appropriations act—received its full-year appropriations earlier in the fiscal year in Division A of P.L. 114-223.

<sup>14</sup> While the FY2017 omnibus funded most LHHS accounts for the full year, a handful of accounts had received full-year funding in a previously enacted CR. Specifically, the funds appropriated by the second FY2017 CR to carry out activities authorized by the 21<sup>st</sup> Century Cures Act (P.L. 114-255) and the Water Infrastructure Improvements for the Nation Act (P.L. 114-322) were provided for the full fiscal year, or longer. For further information about these appropriations, see CRS Report R44723, *Overview of Further Continuing Appropriations for FY2017 (H.R. 2028)*.

## Summary of FY2018 LHHS Appropriations

### Dollars and Percentages in this Report

Amounts displayed in this report are typically rounded to the nearest million or billion (as labeled). Dollar and percentage changes discussed in the text of this report are based on unrounded amounts.

Unless otherwise specified, appropriations levels displayed in this report refer to the total amount of budget authority provided in an appropriations bill (i.e., “total in the bill”), regardless of the year in which the funding becomes available.

Funding levels are generally drawn from (or estimated based on) the following congressional documents:

- Amounts for FY2018 enacted are generally drawn from or calculated based on data in the explanatory statement accompanying the FY2018 omnibus (H.R. 1625, P.L. 115-141), available in the *Congressional Record*, vol. 164, no. 50, March 22, 2018, pp. H2697-H2783.
- Amounts for FY2017 enacted,<sup>15</sup> the FY2018 request, and the FY2018 House Appropriations Committee-reported LHHS bill (H.R. 3358) are generally based on data in H.Rept. 115-244.
- Amounts for the FY2018 Senate Appropriations Committee-reported LHHS bill (S. 1771) are generally based on data in S.Rept. 115-150.

Throughout this report, the FY2018 House Appropriations Committee-reported LHHS bill and Senate Appropriations Committee-reported LHHS bill are commonly referred to as the House and Senate “committee bills.”

Enacted totals for FY2018 do not include emergency-designated appropriations provided by the supplemental appropriations act in P.L. 115-123.

Amounts for the FY2018 House Appropriations Committee version do not integrate the budgetary effects of the LHHS-related floor amendments that were adopted in the House during its consideration of H.R. 3354.

For consistency with source materials, the FY2017 and FY2018 numbers in this report generally do reflect actual or anticipated post-enactment budgetary adjustments, except as noted.<sup>16</sup>

**Table 2** displays FY2018 discretionary and mandatory LHHS budget authority provided or proposed, by bill title, along with FY2017 enacted levels. The amounts shown in this table reflect total budget authority provided in the bill (i.e., all funds appropriated in the bill, regardless of the fiscal year in which the funds become available), not total budget authority available for the

<sup>15</sup> The amounts shown for FY2017 enacted follow source material display conventions with regard to certain full-year appropriations provided by the second FY2017 CR, which were in addition to amounts provided by the FY2017 omnibus. Specifically, for Healthy Start at the Health Resources and Services Administration (HRSA), the FY2017 enacted column of the table displays the \$104 million from the omnibus, but not the \$15 million appropriation from the second FY2017 CR. Similarly, for Environmental Health at the Centers for Disease Control and Prevention (CDC), the FY2017 enacted column includes \$164 million from the omnibus, but not the \$35 million appropriation from the second FY2017 CR. However, the entire \$352 million listed for the National Institutes of Health (NIH) Innovation Account in the FY2017 enacted column was enacted in the second FY2017 CR. In addition, the \$500 million for the State Response to the Opioid Abuse Crisis account within the Office of the Secretary listed in the FY2017 enacted column also was provided by the second FY2017 CR. (The FY2017 Substance Abuse and Mental Health Services Administration (SAMHSA) operating plan indicates that these funds were subsequently transferred to SAMHSA.) No further funds were appropriated to these accounts in the FY2017 omnibus.

<sup>16</sup> The general practice for CRS reports on the LHHS bill has been to reflect conventions used in source materials. These have varied over the years. For instance, CRS reports on LHHS appropriations for FY2012-FY2015 generally relied on source materials that adjusted appropriations amounts in the prior-year column to reflect sequestration, re-estimates of mandatory spending, transfers, reprogramming, and other adjustments for comparability. However, the FY2016 version of this report broke from that practice due to differing display conventions in source documents, and did not reflect any such adjustments (except sequestration for the Prevention and Public Health Fund; PPHF). The FY2017 version of this report differed from both of these prior practices, in that it reflected a smaller subset of transfers (generally concentrated at the National Institutes of Health) and other adjustments for comparability (e.g., program moves from one account to another), but not reprogramming of funds or mandatory sequestration (except sequestration of the PPHF). Due to the display conventions in the FY2018 source materials, the current version of this report generally does not reflect any transfers or other budgetary adjustments except PPHF sequestration.



current fiscal year. (For a comparable table showing current-year budget authority, see **Table A-2** in **Appendix A**.)

**Table 2. LHHS Appropriations Overview by Bill Title, FY2017-FY2018**

(Total budget authority provided in the bill, in billions of dollars)

Bill Title	FY2017 Enacted	FY2018 Request	FY2018 House Cmte. (H.R. 3358)	FY2018 Senate Cmte. (S. 1771)	FY2018 Enacted
<b>Title I: Labor</b>	13.7	11.3	12.1	13.6	13.8
Discretionary	12.1	9.7	10.6	12.0	12.2
Mandatory	1.6	1.6	1.6	1.6	1.6
<b>Title II: HHS</b>	780.2	820.8	837.0	839.2	847.6
Discretionary	78.1	63.0	77.6	79.8	88.2
Mandatory	702.0	757.8	759.4	759.4	759.5
<b>Title III: Education</b>	71.6	66.3	69.5	71.7	74.3
Discretionary	68.2	62.9	66.0	68.3	70.9
Mandatory	3.4	3.5	3.5	3.5	3.5
<b>Title IV: Related Agencies</b>	68.5	66.2	67.7	67.4	68.3
Discretionary	14.9	13.2	14.7	14.4	15.3
Mandatory	53.6	53.0	53.0	53.0	53.0
<b>Total BA in the Bill</b>	<b>934.0</b>	<b>964.7</b>	<b>986.3</b>	<b>991.9</b>	<b>1,004.0</b>
<b>Discretionary</b>	<b>173.3</b>	<b>148.9</b>	<b>168.9</b>	<b>174.4</b>	<b>186.5</b>
<b>Mandatory</b>	<b>760.6</b>	<b>815.8</b>	<b>817.4</b>	<b>817.4</b>	<b>817.5</b>
<b>P.L. 115-123 (emergency)</b>	-	-	-	-	<b>4.0</b>
<b>Memoranda:</b>					
Advances for Future Years (provided in current bill) <sup>a</sup>	168.9	181.9	183.3	183.3	183.3
Advances from Prior Years (for use in current year) <sup>a</sup>	158.5	168.9	168.9	168.9	168.9
Additional Scorekeeping Adjustments <sup>b</sup>	-10.3	-11.8	-10.9	-8.5	-7.5

**Source:** Amounts for FY2018 enacted are generally drawn from or calculated based on data in the explanatory statement accompanying the FY2018 omnibus (H.R. 1625, P.L. 115-141), available in the *Congressional Record*, vol. 164, no. 50, March 22, 2018, pp. H2697-H2783. Amounts for FY2017 enacted, the FY2018 request, and the FY2018 House Appropriations Committee-reported LHHS bill (H.R. 3358) are generally based on data in H.Rept. 115-244. Amounts for the FY2018 Senate Appropriations Committee-reported LHHS bill (S. 1771) are generally based on data in S.Rept. 115-150. Enacted totals for FY2018 do not include emergency-designated appropriations provided by P.L. 115-123. For consistency with source materials, amounts in this table generally do not reflect mandatory spending sequestration.

**Notes:** BA = Budget Authority. Details may not add to totals due to rounding. Amounts in this table (1) reflect all BA appropriated in the bill, regardless of the year in which funds become available (i.e., totals do not include advances from prior-year appropriations, but do include advances for subsequent years provided in this bill); (2) have generally not been adjusted to reflect scorekeeping; (3) comprise only those funds provided (or requested) for agencies and accounts subject to the jurisdiction of the LHHS subcommittees of the House and Senate



appropriations committees; and (4) do not include appropriations that occur outside of appropriations bills. No amounts are shown for Title V, because this title consists solely of general provisions.

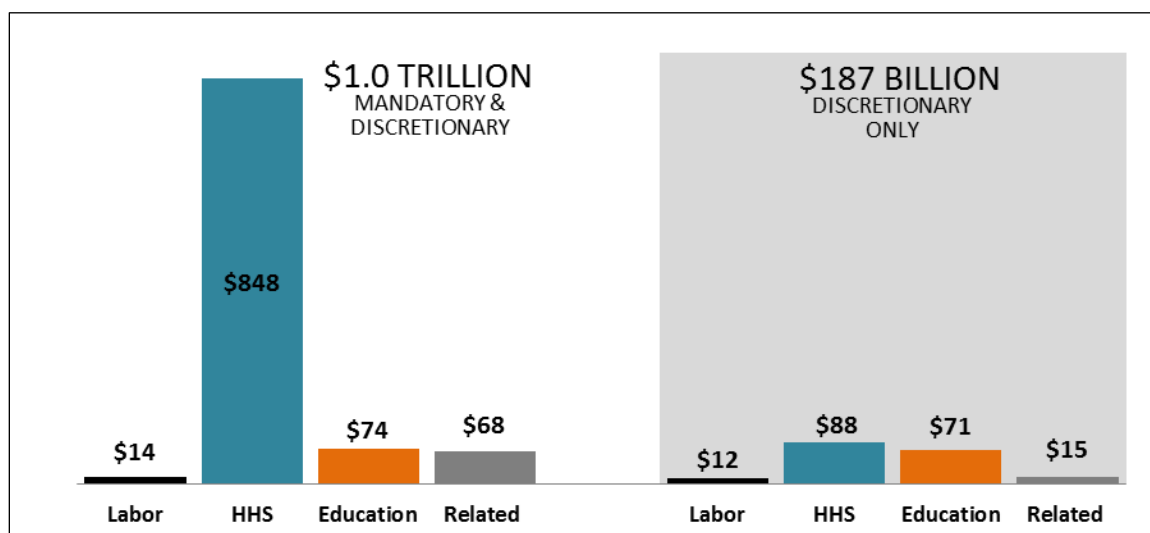
- a. Totals in this table are based on budget authority provided in the bill (i.e., they exclude advance appropriations from prior bills and include advance appropriations from this bill made available in future years). The calculation for total budget authority available in the current year is as follows: Total BA in the Bill, minus Advances for Future Years, plus Advances from Prior Years.
- b. Totals in this table have generally not been adjusted for further scorekeeping. (To adjust for scorekeeping, add this line to the total budget authority.)

**Figure 2** displays the FY2018 enacted discretionary and mandatory LHHS funding levels, by bill title. (While the dollars and percentages discussed in this section were calculated based on the FY2018 enacted amounts, they are generally also illustrative—within several percentage points—of the share of funds directed to each bill title in FY2017 and under the other FY2018 proposals.)

As this figure demonstrates, HHS accounts for the largest share of total FY2018 LHHS appropriations: \$848 billion, or 84.4%. This is due to the large amount of mandatory funding included in the HHS appropriation, the majority of which is for Medicaid grants to states and payments to health care trust funds. After HHS, ED and the Related Agencies represent the next-largest shares of total proposed LHHS funding, accounting for 7.4% and 6.8%, respectively. (The majority of the ED appropriations each year are discretionary, while the bulk of funding for the Related Agencies goes toward mandatory payments and administrative costs of the Supplemental Security Income program at the Social Security Administration.) Finally, DOL accounts for the smallest share of total LHHS funds, 1.4%.

When looking only at discretionary appropriations, however, the overall composition of LHHS funding is noticeably different. HHS accounts for a comparatively smaller share of total discretionary appropriations (47.3%), while ED accounts for a relatively larger share (38.0%). Together, these two departments represent the majority (85.3%) of discretionary LHHS appropriations. DOL and the Related Agencies account for a roughly even split of the remaining 14.7% of discretionary LHHS funds.

**Figure 2. FY2018 Enacted LHHS Appropriations by Title**



**Source:** Amounts for FY2018 enacted are generally drawn from or calculated based on data in the explanatory statement accompanying the FY2018 omnibus (H.R. 1625, P.L. 115-141), available in the *Congressional Record*, vol. 164, no. 50, March 22, 2018, pp. H2697-H2783. Enacted totals for FY2018 do not include emergency-designated appropriations provided by P.L. 115-123. For consistency with source materials, these amounts do not reflect

sequestration or re-estimates of mandatory spending programs, where applicable, nor do they reflect any transfers or reprogramming of funds pursuant to executive authorities.

**Notes:** Details may not add to totals due to rounding. Amounts in this table (1) reflect all BA appropriated in the bill, regardless of the year in which funds become available (i.e., totals do not include advances from prior-year appropriations, but do include advances for subsequent years provided in this bill); (2) have generally not been adjusted to reflect scorekeeping; (3) comprise only those funds provided (or requested) for agencies and accounts subject to the jurisdiction of the LHHS subcommittees of the House and Senate appropriations committees; and (4) do not include appropriations that occur outside of appropriations bills.

## Department of Labor (DOL)

Note that all amounts in this section are based on regular LHHS appropriations only. Amounts in this section do not include mandatory funds provided outside of the annual appropriations process (e.g., direct appropriations for Unemployment Insurance benefits payments). All amounts in this section are rounded to the nearest million or billion (as labeled). The dollar changes and percentage changes discussed in the text are based on unrounded amounts. For consistency with source materials, amounts do not reflect sequestration or re-estimates of mandatory spending programs, where applicable.

### About DOL

DOL is a federal department comprised of multiple entities that provide services related to employment and training, worker protection, income security, and contract enforcement. Annual LHHS appropriations laws direct funding to all DOL entities (see the text box).<sup>18</sup> The DOL entities fall primarily into two main functional areas—workforce development and worker protection. First, there are several DOL entities that administer workforce employment and training programs—such as the Workforce Innovation and Opportunity Act (WIOA) state formula grant programs, Job Corps, and the Employment Service—that provide direct funding for employment activities or administration of income security programs (e.g., for the Unemployment Insurance benefits program). Also included in this area is the Veterans’ Employment and Training Service (VETS), which provides employment services specifically for the veteran population. Second, there are several agencies that provide various worker protection services. For example, the Occupational Safety and Health Administration (OSHA), the Mine Safety and Health Administration (MSHA), and the Wage and Hour Division (WHD) provide different types of regulation and oversight of working conditions. DOL entities focused on worker protection provide services to ensure worker safety, adherence to wage and overtime laws, and contract compliance, among other duties. In addition to these two main functional

#### DOL Entities Funded via the LHHS Appropriations Process

Employment and Training Administration (ETA)  
Employee Benefits Security Administration (EBSA)  
Wage and Hour Division (WHD)  
Office of Federal Contract Compliance Programs (OFCCP)  
Office of Labor-Management Standards (OLMS)  
Office of Workers’ Compensation Programs (OWCP)  
Occupational Safety and Health Administration (OSHA)  
Mine Safety and Health Administration (MSHA)  
Bureau of Labor Statistics (BLS)  
Office of Disability Employment Policy (ODEP)  
Departmental Management (DM)<sup>17</sup>

<sup>17</sup> Departmental Management includes the DOL salaries and expenses, Veterans Employment and Training Service (VETS), IT Modernization, and the Office of the Inspector General.

<sup>18</sup> The Pension Benefit Guaranty Corporation (PBGC) is funded primarily through insurance premiums and related fees from companies covered by the PBGC.

areas, DOL's Bureau of Labor Statistics (BLS) collects data and provides analysis on the labor market and related labor issues.

## FY2018 DOL Appropriations Overview

**Table 3** displays FY2018 discretionary and mandatory DOL budget authority provided or proposed, along with FY2017 enacted levels. The FY2018 omnibus increased discretionary appropriations for DOL by 1.1% compared to the FY2017 enacted levels. By contrast, discretionary DOL appropriations would have decreased, compared to FY2017, under the FY2018 President's budget request (-19.4%), as well as the FY2018 House (-12.6%) and Senate committee bills (-0.5%). Of the total funding provided in the bill for DOL, roughly 89% is discretionary.

**Table 3. DOL Appropriations Overview**

(Dollars in billions)

Funding	FY2017 Enacted	FY2018 Request	FY2018 House Cmte. (H.R. 3358)	FY2018 Senate Cmte. (S. 1771)	FY2018 Enacted
Discretionary	12.1	9.7	10.6	12.0	12.2
Mandatory	1.6	1.6	1.6	1.6	1.6
<b>Total BA in the Bill</b>	<b>13.7</b>	<b>11.3</b>	<b>12.1</b>	<b>13.6</b>	<b>13.8</b>
<b>P.L. 115-123 (emergency)</b>	-	-	-	-	<b>0.1</b>

**Source:** Amounts for FY2018 enacted are generally drawn from or calculated based on data in the explanatory statement accompanying the FY2018 omnibus (H.R. 1625, P.L. 115-141), available in the *Congressional Record*, vol. 164, no. 50, March 22, 2018, pp. H2697-H2783. Amounts for FY2017 enacted, the FY2018 request, and the FY2018 House Appropriations Committee-reported LHHS bill (H.R. 3358) are generally based on data in H.Rept. 115-244. Amounts for the FY2018 Senate Appropriations Committee-reported LHHS bill (S. 1771) are generally based on data in S.Rept. 115-150. Enacted totals for FY2018 do not include emergency-designated appropriations provided by P.L. 115-123. For consistency with source materials, amounts in this table generally do not reflect mandatory spending sequestration.

**Notes:** BA = Budget Authority. Details may not add to totals due to rounding. Amounts in this table (1) reflect all BA appropriated in the bill, regardless of the year in which funds become available (i.e., totals do not include advances from prior-year appropriations, but do include advances for subsequent years provided in this bill); (2) have generally not been adjusted to reflect scorekeeping; (3) comprise only those funds provided (or requested) for agencies and accounts subject to the jurisdiction of the LHHS subcommittees of the House and Senate appropriations committees; and (4) do not include appropriations that occur outside of appropriations bills.

## Selected DOL Highlights

The following sections present highlights from FY2018 enacted and proposed appropriations compared to FY2017 enacted appropriations for selected DOL accounts and programs.<sup>19</sup>

**Table 4** displays funding for DOL programs and activities discussed in this section.

### Employment and Training Administration (ETA)

ETA administers the primary federal workforce development law, the Workforce Innovation and Opportunity Act (WIOA, P.L. 113-128). The WIOA, which replaced the Workforce Investment

<sup>19</sup> DOL budget materials can be found at <http://www.dol.gov/dol/aboutdol/#budget>.

Act, was signed into law in July 2014 and authorizes appropriations for its programs through FY2020. WIOA's provisions went into effect in FY2015 and FY2016.

Title I of the WIOA, which authorizes more than half of all funding for the programs authorized by the four titles of WIOA, includes three state formula grant programs serving Adults, Youth, and Dislocated Workers. While the FY2018 omnibus provided an increase of \$80 million (+3.0%) for the three WIOA state formula grant programs compared to FY2017, the President's budget would have reduced funding for all three of the state formula grant programs by \$1.1 billion (-39.9%), compared to the FY2017 enacted levels.

The FY2018 omnibus provided \$221 million for the Dislocated Workers Activities National Reserve (DWA National Reserve), which was the same level enacted in FY2017. The FY2018 President's budget and the House committee bill would have reduced funding for the DWA National Reserve by \$104 million (-47.0%) and \$91 million (-41.1%), respectively, while the Senate committee bill would have kept DWA National Reserve funding the same as FY2017. Finally, the FY2018 omnibus directed \$30 million from the DWA National Reserve toward training and employment assistance for workers dislocated in both the Appalachian and lower Mississippi regions. The FY2017 omnibus had contained a set-aside of \$20 million within the appropriation to provide employment and training assistance to workers dislocated from coal mines and coal-fired power plants, but that provision was not retained in the FY2018 omnibus.

The FY2018 omnibus provided \$145 million for the Apprenticeship Grant program, which is \$50 million (+52.6%) more than the level enacted in FY2017. The FY2018 Senate committee bill would have provided the same amount for the Apprenticeship Grant program as it received FY2017 (\$95 million), whereas the President's budget would have decreased this amount to \$90 million. The FY2018 House committee bill would have provided no funding for the program. In the report accompanying the House committee bill, the committee encourages ETA to work with the authorizing committees of jurisdiction to "enact an appropriate apprenticeship program authorization."<sup>20</sup>

The FY2018 omnibus provided \$400 million for the Community Service Employment for Older Americans (CSEOA) program, which was the same as the FY2017 enacted level. The President's budget and the House committee bill would have provided no funds for the program, while the Senate committee bill would have funded CSEOA at the FY2017 level. While the House committee recommended transferring CSEOA to the Administration for Community Living (ACL) in HHS, the FY2018 omnibus continued to fund CSEOA at DOL.<sup>21</sup>

## **Bureau of International Labor Affairs (ILAB)**

The FY2018 omnibus provided the same funding, \$86 million, for ILAB as was provided in FY2017. The Senate committee bill would also have provided \$86 million for ILAB. The FY2018 President's budget and the House committee bill would have decreased funding by \$68 million (-78.5%) and \$60 million (-69.2%), respectively, for ILAB, which provides research, advocacy, technical assistance, and grants to promote workers' rights in different parts of the world. Language in the House committee report indicated that the proposed reduction was intended to return ILAB to "its original mission of research, advocacy, and technical assistance."<sup>22</sup>

---

<sup>20</sup> H.Rept. 115-244, p. 5.

<sup>21</sup> Ibid, p. 9.

<sup>22</sup> Ibid, p. 17.

## **Labor-Related General Provisions**

Annual LHHS appropriations acts regularly contain general provisions related to certain labor issues. This section highlights selected DOL general provisions in the FY2018 omnibus.

The FY2018 omnibus continued a provision that has been included in LHHS appropriations acts since FY2016 that directs the Secretary of Labor to accept private wage surveys as part of the process of determining prevailing wages in the H-2B program, even in instances in which relevant wage data are available from the Bureau of Labor Statistics.<sup>23</sup> The H-2B program allows for the temporary employment of foreign workers in non-agricultural sectors and requires these workers to be paid the “prevailing wage” (i.e., the average wage paid to similar workers in the local area). Under DOL regulations, private employer surveys may be considered only if the employer meets certain conditions.

The FY2018 omnibus also continued a provision that has been included in LHHS appropriations acts since FY2016 to exempt certain insurance claims adjusters from overtime protection for two years following a “major disaster.”<sup>24</sup>

In addition to continued provisions, the FY2018 omnibus included several new labor-related provisions. Among these new provisions, the FY2018 omnibus authorized the Secretary of Labor to

- provide up to \$2 million in “excess personal property” to apprenticeship programs to assist training apprentices;<sup>25</sup>
- employ law enforcement officers or special agents to provide protection to the Secretary of Labor and certain other employees and family members at public events and in situations in which there is a “unique and articulable” threat of physical harm;<sup>26</sup> and
- dispose of or divest “by any means the Secretary determines appropriate” all or part of the real property on which the Treasure Island Job Corps Center is located.<sup>27</sup>

Finally, the FY2018 omnibus amended the tip pooling provisions of the Fair Labor Standards Act (FLSA) and made changes to previously issued regulations on tip pooling.<sup>28</sup> As background, Section 3(m) of the FLSA allows tipped employees (i.e., employees “customarily and regularly” receiving more than \$30 per month in tips) to pool tips. In 2011, DOL promulgated a final rule on Section 3(m) which, in part, clarified that the only valid uses of employee tips were for a tip credit or a tip pool among tipped employees, regardless of whether or not the employer uses the tip credit provisions of the FLSA.<sup>29</sup> In other words, the 2011 final rule prohibited an employer from keeping employee tips or sharing those tips with non-tipped workers even when the employer pays the full minimum wage (i.e., did not use the tip credit). In 2017, DOL issued a Notice of Proposed Rulemaking (NPRM) that would permit the reallocation of pooled tips to both

---

<sup>23</sup> See Division H, Title I, §112 of P.L. 115-141.

<sup>24</sup> See Division H, Title I, §109 of P.L. 115-141.

<sup>25</sup> See Division H, Title I, §114 of P.L. 115-141.

<sup>26</sup> See Division H, Title I, §117 of P.L. 115-141.

<sup>27</sup> See Division H, Title I, §118 of P.L. 115-141.

<sup>28</sup> See Division S, Title XII, §1201 of P.L. 115-141.

<sup>29</sup> Department of Labor, Wage and Hour Division, “Updating Regulations Issued Under the Fair Labor Standards Act; Final Rule,” 76 *Federal Register* 18838 - 18845, April 5, 2011.

tipped and non-tipped workers in cases in which the employer paid at least the full federal minimum cash wage rather than using the tip credit provisions of the FLSA.<sup>30</sup> The NPRM did not specify which non-tipped employees would be eligible for participation in tip pools. A final rule based on the NPRM has not yet been issued.

The FY2018 omnibus made two changes to the tip pooling provisions of the FLSA. First, the FY2018 omnibus amended Section 3(m) of the FLSA to codify that an employer is prohibited from keeping any portion of employee tips, regardless of whether or not the employer takes the tip credit. Second, the FY2018 omnibus provides that sections of the 2011 final rule “have no further force or effect until future action” is taken by the Wage and Hour Division. The effect of these changes is that employers who do not take the tip credit (i.e., pay the full federal minimum wage to employees) are not prohibited from allowing tipped and non-tipped employees from participating in tip pools, but in no case can an employer keep any portion of tips.<sup>31</sup>

**Table 4. Detailed DOL Appropriations**

(Dollars in millions)

Agency or Selected Program	FY2017 Enacted	FY2018 Request	FY2018 House Cmte. (H.R. 3358)	FY2018 Senate Cmte. (S. 1771)	FY2018 Enacted
<b>ETA—Mandatory<sup>a</sup></b>	<b>849</b>	<b>790</b>	<b>790</b>	<b>790</b>	<b>790</b>
<b>ETA—Discretionary</b>	<b>9,125</b>	<b>6,870</b>	<b>7,718</b>	<b>9,056</b>	<b>9,228</b>
<u>Discretionary ETA Programs:</u>					
Training and Employment Services:	3,339	2,054	3,043	3,335	3,486
<u>State Formula Grants:</u>	2,710	1,630	2,624	2,710	2,790
Adult Activities Grants to States	816	490	777	816	846
Youth Activities Grants to States	873	524	832	873	903
Dislocated Worker Activities (DWA) Grants to States	1,021	615	1,016	1,021	1,041
<u>National Activities:</u>	629	424	419	625	696
DWA National Reserve	221	117	130	221	221
Native Americans	50	50	50	50	54
Migrant and Seasonal Farmworkers	82	0	72	82	88
Women in Apprenticeship	0	0	0	0	0
YouthBuild	85	84	85	85	90
Technical Assistance	3	5	0	0	0
Reintegration of Ex-Offenders	88	78	82	88	93
Workforce Data Quality Initiative	6	0	0	5	6
Apprenticeship Grants	95	90	0	95	145

<sup>30</sup> Wage and Hour Division, Department of Labor, "Tip Regulations Under the Fair Labor Standards Act (FLSA)," 82 *Federal Register* 57395 - 57413, December 5, 2017.

<sup>31</sup> For additional information on FLSA tip regulations, see CRS In Focus IF10917, *Tip Credit and Tip Pooling Provisions of the Fair Labor Standards Act*, by David H. Bradley.



Agency or Selected Program	FY2017 Enacted	FY2018 Request	FY2018 House Cmte. (H.R. 3358)	FY2018 Senate Cmte. (S. 1771)	FY2018 Enacted
Job Corps	1,704	1,448	1,688	1,699	1,719
Community Service Employment for Older Americans	400	0	0	400	400
<u>State Unemployment Insurance and Employment Service Operations (SUI/ESO):</u>	3,524	3,213	2,831	3,463	3,465
Unemployment Compensation	2,702	2,648	2,679	2,651	2,653
Employment Service	691	436	20	686	686
Foreign Labor Certification	62	62	62	62	62
One-Stop Career Centers	68	68	70	63	63
ETA Program Administration	159	154	156	159	159
<b>Employee Benefits Security Administration</b>	<b>181</b>	<b>184</b>	<b>176</b>	<b>181</b>	<b>181</b>
<i>Pension Benefit Guaranty Corp, (PBGC) program level (non-add)<sup>b</sup></i>	<i>(520)</i>	<i>(523)</i>	<i>(424)</i>	<i>(424)</i>	<i>(424)</i>
<b>Wage and Hour Division</b>	<b>228</b>	<b>230</b>	<b>218</b>	<b>228</b>	<b>228</b>
<b>Office of Labor-Management Standards</b>	<b>38</b>	<b>47</b>	<b>41</b>	<b>40</b>	<b>40</b>
<b>Office of Federal Contract Compliance Programs</b>	<b>104</b>	<b>88</b>	<b>95</b>	<b>103</b>	<b>103</b>
<b>Office of Workers' Compensation Programs— Mandatory<sup>c</sup></b>	<b>730</b>	<b>764</b>	<b>764</b>	<b>764</b>	<b>766</b>
<b>Office of Workers' Compensation Programs— Discretionary</b>	<b>118</b>	<b>115</b>	<b>117</b>	<b>118</b>	<b>118</b>
<b>Occupational Safety &amp; Health Administration</b>	<b>553</b>	<b>543</b>	<b>531</b>	<b>553</b>	<b>553</b>
<b>Mine Safety &amp; Health Administration</b>	<b>374</b>	<b>375</b>	<b>360</b>	<b>374</b>	<b>374</b>
<b>Bureau of Labor Statistics</b>	<b>609</b>	<b>608</b>	<b>609</b>	<b>609</b>	<b>612</b>
<b>Office of Disability Employment Policy</b>	<b>38</b>	<b>27</b>	<b>37</b>	<b>38</b>	<b>38</b>
<b>Departmental Management</b>	<b>720</b>	<b>655</b>	<b>667</b>	<b>727</b>	<b>743</b>
Salaries and Expenses	335	260	273	337	338
<i>International Labor Affairs (non-add)<sup>d</sup></i>	<i>86</i>	<i>19</i>	<i>27</i>	<i>86</i>	<i>86</i>
Veterans Employment and Training	279	280	284	284	295
IT Modernization	19	30	21	19	21
Office of the Inspector General	88	86	89	88	89
<b>Total, DOL BA in the Bill</b>	<b>13,667</b>	<b>11,297</b>	<b>12,122</b>	<b>13,581</b>	<b>13,773</b>
<b>Subtotal, Mandatory</b>	<b>1,579</b>	<b>1,554</b>	<b>1,554</b>	<b>1,554</b>	<b>1,556</b>
<b>Subtotal, Discretionary</b>	<b>12,088</b>	<b>9,742</b>	<b>10,567</b>	<b>12,027</b>	<b>12,218</b>
<b>P.L. 115-123 (emergency)</b>	<b>-</b>	<b>-</b>	<b>-</b>	<b>-</b>	<b>130</b>
<b>Memoranda</b>					
Total, BA Available in Fiscal Year (current year from any bill)	<b>13,670</b>	<b>12,197</b>	<b>12,323</b>	<b>13,582</b>	<b>13,774</b>

Agency or Selected Program	FY2017 Enacted	FY2018 Request	FY2018 House Cmte. (H.R. 3358)	FY2018 Senate Cmte. (S. 1771)	FY2018 Enacted
Total, BA Advances for Future Years (provided in current bill)	1,788	888	1,587	1,787	1,787
Total, BA Advances from Prior Years (for use in current year)	1,791	1,788	1,788	1,788	1,788

**Source:** Amounts for FY2018 enacted are generally drawn from or calculated based on data in the explanatory statement accompanying the FY2018 omnibus (H.R. 1625, P.L. 115-141), available in the *Congressional Record*, vol. 164, no. 50, March 22, 2018, pp. H2697-H2783. Amounts for FY2017 enacted, the FY2018 request, and the FY2018 House Appropriations Committee-reported LHHS bill (H.R. 3358) are generally based on data in H.Rept. 115-244. Amounts for the FY2018 Senate Appropriations Committee-reported LHHS bill (S. 1771) are generally based on data in S.Rept. 115-150. Enacted totals for FY2018 do not include emergency-designated appropriations provided by P.L. 115-123. For consistency with source materials, amounts in this table generally do not reflect mandatory spending sequestration.

**Notes:** BA = Budget Authority. Details may not add to totals due to rounding. Amounts in this table (1) reflect all BA appropriated in the bill, regardless of the year in which funds become available (i.e., totals do not include advances from prior-year appropriations, but do include advances for subsequent years provided in this bill); (2) have generally not been adjusted to reflect scorekeeping; (3) comprise only those funds provided (or requested) for agencies and accounts subject to the jurisdiction of the LHHS subcommittees of the House and Senate appropriations committees; and (4) do not include appropriations that occur outside of appropriations bills.

- a. Mandatory funding within ETA goes to Federal Unemployment Benefits and Allowances (FUBA) and Advances to the Unemployment Trust Fund (UTF), if any. FUBA funds Trade Adjustment Assistance for Workers (TAA).
- b. PBGC funding is provided outside the LHHS Appropriations Act.
- c. Mandatory programs in the Office of Workers' Compensation Programs include Special Benefits (comprising the Federal Employees' Compensation Benefits and the Longshore and Harbor Workers' Benefits), Special Benefits for Disabled Coal Miners, Energy Employees Occupational Illness Compensation (Administrative Expenses), and the Black Lung Disability Trust Fund.
- d. The funding for International Labor Affairs is included in the Salaries and Expenses total.

## Department of Health and Human Services (HHS)

Note that all amounts in this section are based on regular LHHS appropriations only; they do not include funds for HHS agencies provided through other appropriations bills (e.g., funding for the Food and Drug Administration) or outside of the annual appropriations process (e.g., direct appropriations for Medicare or mandatory funds provided by authorizing laws, such as the Patient Protection and Affordable Care Act [ACA, P.L. 111-148]).<sup>32</sup> All amounts in this section are rounded to the nearest million or billion (as labeled). The dollar changes and percentage changes discussed in the text are based on unrounded amounts. For consistency with source materials, amounts do not reflect sequestration or re-estimates of mandatory spending programs, where applicable.

<sup>32</sup> The ACA was subsequently amended by the Health Care and Education Reconciliation Act (P.L. 111-152). These two laws are collectively referred to as the ACA in this report. (Previous CRS reports on the Patient Protection and Affordable Care Act used the acronym PPACA to refer to the statute, but newer reports will use "ACA," in conformance with the more widely used acronym for the law.) For information on funding directly appropriated by the ACA, see the tables in CRS Report R41301, *Appropriations and Fund Transfers in the Affordable Care Act (ACA)*.



## About HHS

HHS is a large federal department composed of multiple agencies working to enhance the health and well-being of Americans. Annual LHHS appropriations laws direct funding to most (but not all) HHS agencies (see text box for agencies supported by the LHHS bill).<sup>33</sup> For instance, the LHHS bill directs funding to five Public Health Service (PHS) agencies: the Health Resources and Services Administration (HRSA), Centers for Disease Control and Prevention (CDC), National Institutes of Health (NIH), Substance Abuse and Mental Health Services Administration (SAMHSA), and Agency for Healthcare Research and Quality (AHRQ).<sup>34</sup> These public health

### HHS Agencies Funded via the LHHS Appropriations Process

Health Resources and Services Administration (HRSA)  
Centers for Disease Control and Prevention (CDC)  
National Institutes of Health (NIH)  
Substance Abuse and Mental Health Services Administration (SAMHSA)  
Agency for Healthcare Research and Quality (AHRQ)  
Centers for Medicare & Medicaid Services (CMS)  
Administration for Children and Families (ACF)  
Administration for Community Living (ACL)  
Office of the Secretary (OS)

agencies support diverse missions, ranging from the provision of health care services and supports (e.g., HRSA, SAMHSA), to the advancement of health care quality and medical research (e.g., AHRQ, NIH), to the prevention and control of infectious and chronic diseases (e.g., CDC). In addition, the LHHS bill provides funding for annually appropriated components of CMS,<sup>35</sup> which is the HHS agency responsible for the administration of Medicare, Medicaid, the State Children's Health Insurance Program (CHIP), and consumer protections and private health insurance provisions of the ACA.

The LHHS bill also provides funding for two HHS agencies focused primarily on the provision of social services: the Administration for Children and Families (ACF) and the Administration for Community Living (ACL). ACF's mission is to promote the economic and social well-being of vulnerable children, youth, families, and communities. ACL was formed with a goal of increasing access to community supports for older Americans and people with disabilities.<sup>36</sup> Finally, the LHHS bill also provides funding for the HHS Office of the Secretary (OS), which encompasses a broad array of management, research, oversight, and emergency preparedness functions in support of the entire department.

## FY2018 HHS Appropriations Overview

**Table 5** displays enacted and proposed FY2018 funding levels for HHS, along with FY2017 levels. In general, discretionary funds account for about 10% of HHS appropriations in the LHHS

<sup>33</sup> Three HHS public health agencies receive annual funding from appropriations bills other than the LHHS bill: the Food and Drug Administration (funded through the Agriculture appropriations bill), the Indian Health Service (funded through the Interior-Environment appropriations bill), and the Agency for Toxic Substances and Disease Registry (funded through the Interior-Environment appropriations bill).

<sup>34</sup> For more information on HHS PHS agencies, see CRS Report R44916, *Public Health Service Agencies: Overview and Funding (FY2016-FY2018)*.

<sup>35</sup> Much of the funding for CMS activities is provided through mandatory appropriations in authorizing legislation, and thus is not subject to the annual appropriations process.

<sup>36</sup> ACL is a relatively new agency within HHS—it was established in April 2012 by bringing together the Administration on Aging, the Office of Disability, and the Administration on Developmental Disabilities (renamed the Administration on Intellectual and Developmental Disabilities) into one agency. See the HHS Secretary's press release from April 16, 2012: <http://www.hhs.gov/news/press/2012pres/04/20120416a.html>. For more information on the ACL, see <http://www.hhs.gov/acl/>.

bill. Compared to the FY2017 funding levels, the FY2018 omnibus increased HHS discretionary appropriations by 12.8%. The House committee bill would have decreased HHS discretionary appropriations slightly, by 0.7%, whereas the Senate committee bill would have somewhat increased those appropriations by 2.1%. In contrast, the President requested a 19.3% decrease in discretionary HHS funding.

**Table 5. HHS Appropriations Overview**

(Dollars in billions)

Funding	FY2017 Enacted	FY2018 Request	FY2018 House Cmte. (H.R. 3358)	FY2018 Senate Cmte. (S. 1771)	FY2018 Enacted
Discretionary	78.1	63.0	77.6	79.8	88.2
Mandatory	702.0	757.8	759.4	759.4	759.5
<b>Total BA in the Bill</b>	<b>780.2</b>	<b>820.8</b>	<b>837.0</b>	<b>839.2</b>	<b>847.6</b>
<b>P.L. 115-123 (emergency)</b>	-	-	-	-	1.1

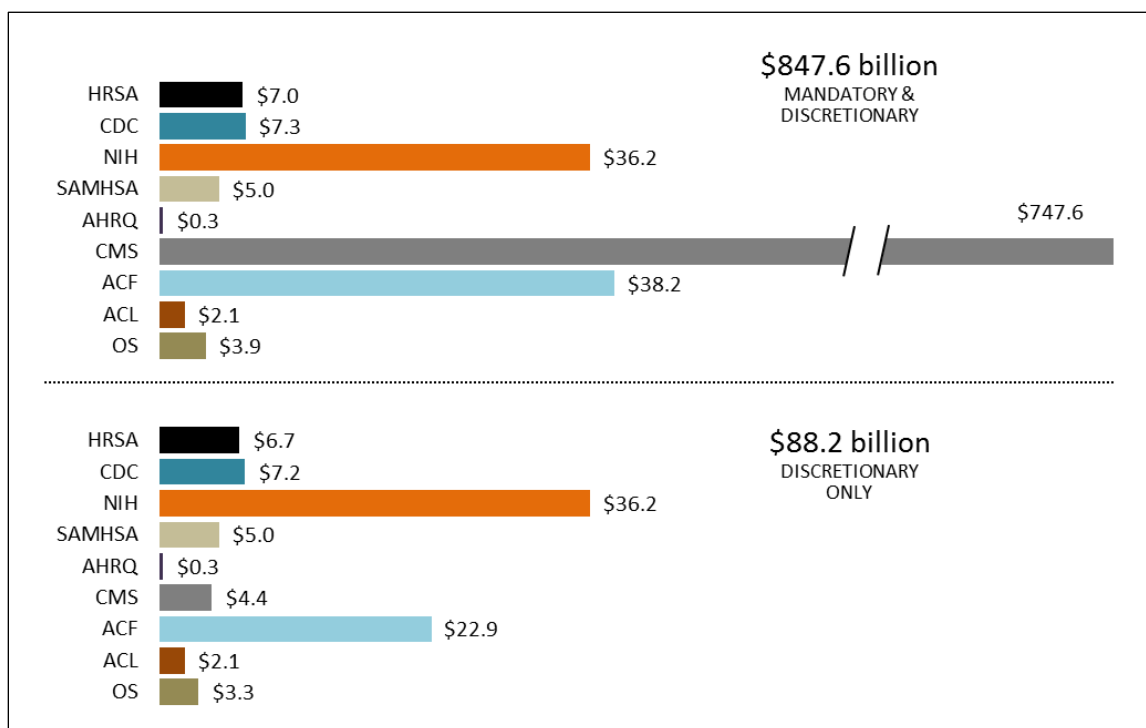
**Source:** Amounts for FY2018 enacted are generally drawn from or calculated based on data in the explanatory statement accompanying the FY2018 omnibus (H.R. 1625, P.L. 115-141), available in the *Congressional Record*, vol. 164, no. 50, March 22, 2018, pp. H2697-H2783. Amounts for FY2017 enacted, the FY2018 request, and the FY2018 House Appropriations Committee-reported LHHS bill (H.R. 3358) are generally based on data in H.Rept. 115-244. Amounts for the FY2018 Senate Appropriations Committee-reported LHHS bill (S. 1771) are generally based on data in S.Rept. 115-150. Enacted totals for FY2018 do not include emergency-designated appropriations provided by P.L. 115-123. For consistency with source materials, amounts in this table generally do not reflect mandatory spending sequestration.

**Notes:** BA = Budget Authority. Details may not add to totals due to rounding. Amounts in this table (1) reflect all BA appropriated in the bill, regardless of the year in which funds become available (i.e., totals do not include advances from prior-year appropriations, but do include advances for subsequent years provided in this bill); (2) have generally not been adjusted to reflect scorekeeping; (3) comprise only those funds provided (or requested) for agencies and accounts subject to the jurisdiction of the LHHS subcommittees of the House and Senate appropriations committees; and (4) do not include appropriations that occur outside of appropriations bills.

**Figure 3** provides an HHS agency-level breakdown of FY2018 enacted appropriations. As this figure demonstrates, annual HHS appropriations are dominated by mandatory funding, the majority of which goes to CMS to provide Medicaid benefits and payments to health care trust funds. When taking into account both mandatory and discretionary funding, CMS accounts for \$747.6 billion, which is 88.2% of all enacted appropriations for HHS. ACF and NIH account for the next-largest shares of total HHS appropriations, receiving about 4.5% apiece.

By contrast, when looking exclusively at discretionary appropriations, funding for CMS constitutes only about 5.0% of FY2018 enacted HHS appropriations. Instead, the bulk of discretionary appropriations went to the PHS agencies, which combined account for 62.5% of discretionary appropriations provided for HHS.<sup>37</sup> NIH typically receives the largest share of all discretionary funding among HHS agencies (41.0% in FY2018), with ACF accounting for the second-largest share (25.9% in FY2018).

<sup>37</sup> For further information about PHS agency funding, see CRS Report R44916, *Public Health Service Agencies: Overview and Funding (FY2016-FY2018)*.

**Figure 3. FY2018 Enacted HHS Appropriations by Agency**

**Source:** Amounts for FY2018 enacted are generally drawn from or calculated based on data in the explanatory statement accompanying the FY2018 omnibus (H.R. 1625, P.L. 115-141), available in the *Congressional Record*, vol. 164, no. 50, March 22, 2018, pp. H2697-H2783. Enacted totals for FY2018 do not include emergency-designated appropriations provided by P.L. 115-123. For consistency with source materials, these amounts do not reflect sequestration or re-estimates of mandatory spending programs, where applicable, nor do they reflect any transfers or reprogramming of funds pursuant to executive authorities.

**Notes:** Details may not add to totals due to rounding. Amounts in this table (1) reflect all BA appropriated in the bill, regardless of the year in which funds become available (i.e., totals do not include advances from prior-year appropriations, but do include advances for subsequent years provided in this bill); (2) have generally not been adjusted to reflect scorekeeping; (3) comprise only those funds provided (or requested) for agencies and accounts subject to the jurisdiction of the LHHS subcommittees of the House and Senate appropriations committees; and (4) do not include appropriations that occur outside of appropriations bills.

## Special Public Health Funding Mechanisms

Annual appropriations for HHS public health service agencies are best understood in the context of certain additional funding mechanisms: the Public Health Service (PHS) Evaluation Set-Aside and the Prevention and Public Health Fund (PPHF). In recent years, LHHS appropriations have used these funding mechanisms to direct additional support to certain programs and activities.

### Public Health Service Evaluation Tap

The PHS Evaluation Set-Aside, also known as the PHS Evaluation Tap, is a unique feature of HHS appropriations. It is authorized by Section 241 of the Public Health Service Act (PHSA), and allows the Secretary of HHS, with the approval of appropriators, to redistribute a portion of eligible PHS agency appropriations across HHS for program evaluation purposes.

The PHSA limits the set-aside to not less than 0.2% and not more than 1% of eligible program appropriations. However, LHHS appropriations acts have commonly established a higher

maximum percentage for the set-aside and have distributed specific amounts of “tap” funding to selected HHS programs. Since FY2010, and including in FY2018, this higher maximum set-aside level has been 2.5% of eligible appropriations.<sup>38</sup> (The House committee bill for FY2018 proposed that the set-aside be reduced to 2.4% of eligible appropriations. In contrast, both the Senate committee bill and the Trump Administration proposed an increase in the set-aside to 2.9% of eligible appropriations.<sup>39</sup>)

Before FY2015, the PHS tap traditionally provided more than a dozen HHS programs with funding beyond their annual appropriations and, in some cases, was the sole source of funding for a program or activity. However, since FY2015 and including in FY2018, LHHS appropriations laws have directed tap funds to about a half dozen programs or activities within three HHS agencies (NIH, SAMHSA, and OS) and have not provided any tap transfers to AHRQ, CDC, and HRSA. This has been particularly notable for AHRQ, which had been funded primarily through tap transfers from FY2003 to FY2014, but has received discretionary appropriations since then.<sup>40</sup> (The House committee bill generally would have maintained this distributional practice for FY2018. However, both the Senate committee bill and the President’s budget proposed to expand the activities and agencies funded by the PHS tap to include the Public Health Scientific Services at the CDC.)

#### Display of Evaluation Tap Transfers

Readers should note that, by convention, tables in this report show only the amount of PHS Evaluation Tap funds received by an agency (i.e., tables do not subtract the amount of the evaluation tap from donor agencies’ appropriations). That is to say, tap amounts shown in the following tables are in addition to amounts shown for budget authority, but the amounts shown for budget authority have not been adjusted to reflect potential “transfer-out” of funds to the tap.

An additional change from past precedent occurred in FY2015, in which LHHS appropriations laws began to direct the largest share of tap transfers to NIH. As a result, NIH went from being by far the largest net donor of tap funds to a net recipient of tap funds.<sup>41</sup> The FY2018 omnibus provided \$923 million in tap transfers to NIH, a \$98 million (+11.9%) increase over the FY2017 level. (The FY2018 House committee bill proposed that the NIH transfers be continued at FY2017 levels (\$824 million), whereas the Senate committee bill would have increased the transfer by \$250 million (+30.3%). In contrast, the President’s request proposed that the transfer be reduced by \$44 million (-5.4%).)

<sup>38</sup> See §204 of P.L. 115-141 for the FY2018 maximum set-aside level. The last time that an appropriations act set the PHS tap percentage at a level other than 2.5% was in FY2009, when it was 2.4% (see P.L. 111-8).

<sup>39</sup> For FY2018 provisions proposed by the House and Senate appropriations committees, see §204 of H.R. 3358 and S. 1771. The FY2018 omnibus also retained a change to this provision, first included in the FY2014 omnibus, allowing tap transfers to be used for the “evaluation and the implementation” of programs funded in the HHS title of the LHHS appropriations act. Prior to FY2014, such provisions had restricted tap funds to the “evaluation of the implementation” of programs authorized under the Public Health Service Act.

<sup>40</sup> Until FY2015, AHRQ had not received a discretionary appropriation in an annual appropriations act in more than a decade. FY2009 was the exception to this general pattern, as AHRQ received a supplemental appropriation from the American Recovery and Reinvestment Act that year. In recent years, AHRQ has also received some transfers from the Prevention and Public Health Fund and the Patient-Centered Outcomes Research Trust Fund, though these transfers were generally much smaller than the transfers AHRQ received from the tap. For more information, see CRS Report R44136, *The Agency for Healthcare Research and Quality (AHRQ) Budget: Fact Sheet*.

<sup>41</sup> The joint explanatory statement accompanying the FY2015 omnibus explained this shift as being intended to ensure that tap transfers are a “net benefit to NIH rather than a liability” and noted that this change was in response to a growing concern at the loss of NIH funds to the tap. Joint Explanatory Statement, Proceedings and Debates of the 113<sup>th</sup> Congress, Second Session, *Congressional Record*, vol. 160, no. 151, Book II, December 11, 2014, p. H9832.

## Prevention and Public Health Fund

The ACA both authorized and appropriated mandatory funding to three trust funds to support programs and activities within the PHS agencies.<sup>42</sup> One of these, the Prevention and Public Health Fund (PPHF, ACA §4002, as amended), was given a permanent, annual appropriation that was intended to provide support each year to prevention, wellness, and related public health programs funded through HHS accounts.<sup>43</sup>

The ACA had appropriated \$2 billion in mandatory funds to the PPHF for FY2018, but this amount has been reduced by subsequent laws that decreased PPHF funding for FY2018 and other fiscal years. The Middle Class Tax Relief and Job Creation Act of 2012 (P.L. 112-96) decreased total PPHF appropriations by \$6.25 billion over the course of FY2013-FY2021. Later, the 21<sup>st</sup> Century Cures Act (P.L. 114-255) further reduced PPHF appropriations by \$6.3 billion for FY2018 through FY2024. In addition, the FY2018 PPHF appropriation was subject to a 6.6% reduction due to sequestration of nonexempt mandatory spending. (For more information on sequestration, see the budget enforcement discussion in **Appendix A**.) This means that, after sequestration, the total PPHF appropriation available for FY2018 was \$840.6 million, a \$90 million reduction relative to FY2017.

PPHF funds are intended to supplement (sometimes quite substantially) the funding that selected programs receive through regular appropriations, and to fund new programs, particularly those newly authorized by the ACA. The ACA instructs the HHS Secretary to transfer amounts from the PPHF to HHS agencies for prevention, wellness, and public health activities. The President's annual budget request sets out the intended

distribution and use of PPHF funds for each fiscal year. The Secretary determined how to distribute these funds for FY2010 through FY2013. However, starting with FY2014, provisions in annual appropriations acts and accompanying reports have explicitly directed the distribution of PPHF funds and prohibited the Secretary from making further transfers for those years.<sup>44</sup>

The CDC commonly receives the largest share of annual PPHF funds. The amount provided to the CDC for FY2018, \$801 million, was a \$90 million (-10.1%) reduction relative to FY2017, and the same amount as proposed by the Senate committee bill. Both the President's budget request and the House committee bill would have reduced the PPHF transfer to the CDC to a lesser degree—by \$51 million (-5.7%).

### Display of PPHF Transfers

Readers should note that the PPHF transfer amounts displayed in the HHS tables in this report are in addition to amounts shown for budget authority provided in the bill. For consistency with source materials, the amounts shown for PPHF transfers in these tables reflect the estimated effects of mandatory spending sequestration; this is not the case for other mandatory spending shown in this report (also for consistency with source materials).

<sup>42</sup> For more information, see CRS Report R41301, *Appropriations and Fund Transfers in the Affordable Care Act (ACA)*.

<sup>43</sup> For more information about the PPHF and funding distributions for FY2018, see CRS Report R44796, *The ACA Prevention and Public Health Fund: In Brief*; and Appendix C in CRS Report R44916, *Public Health Service Agencies: Overview and Funding (FY2016-FY2018)*.

<sup>44</sup> See, for FY2017, Explanatory Statement Submitted by Mr. Frelinghuysen of New Jersey Regarding H.R. 244, Division H—Departments of Labor, Health and Human Services, and Education, and Related Agencies Appropriations Act, 2016, General Provisions, "Prevention and Public Health Transfer Table," *Congressional Record*, daily edition, vol. 163, no. 76, Book III, (May 3, 2017), p. H3955.



## Selected HHS Highlights by Agency

This section begins with a limited selection of FY2018 discretionary funding highlights by HHS agency. The discussion is largely based on the enacted and proposed appropriations levels for FY2018, compared to FY2017 enacted levels.<sup>45</sup> These summaries are followed by a brief overview of significant provisions from annual HHS appropriations laws that restrict spending in certain controversial areas, such as abortion and stem cell research. The section concludes with two tables (**Table 6** and **Table 7**) presenting more detailed information on FY2017 enacted and FY2018 proposed and enacted funding levels for HHS.

### HRSA

The FY2018 omnibus provided \$6.7 billion in discretionary budget authority for HRSA. This is \$525 million (+8.4%) more than HRSA's FY2017 discretionary funding level and \$1.2 billion (+21.6%) more than the FY2018 President's budget request.

The FY2018 omnibus provided \$286 million for Title X Family Planning, the same as FY2017. For the third year in a row, the House committee bill had proposed eliminating funding for Title X of the PHSA and also prohibiting the use of other HHS funds to carry out Title X. In contrast, the FY2018 Senate bill and the FY2018 President's budget had proposed a flat funding level for Title X from FY2017, and no prohibition on the use of other HHS funds.

The FY2018 omnibus included a discretionary appropriation of \$105 million for the National Health Service Corps (NHSC), departing from the recent practice of using solely mandatory funds for the NHSC.<sup>46</sup> The explanatory statement accompanying the FY2018 omnibus directs these funds to be used to "improve access to quality opioid and substance use disorder treatment in rural and underserved areas nationwide."<sup>47</sup>

The FY2018 omnibus also provided funding for a new Rural Communities Opioids Response program. The omnibus appropriated \$100 million for this program within HRSA's Rural Health account. According to the explanatory statement, this appropriation is to be augmented by an additional \$30 million from the amount appropriated to the NHSC.<sup>48</sup> The explanatory statement indicated that the new Rural Communities Opioids Response program is to support treatment for and prevention of substance abuse disorders.

### CDC

The FY2018 omnibus provided \$7.2 billion in discretionary budget authority for CDC. This is \$911 million (+14.5%) more than CDC's FY2017 funding level and \$2.2 billion (+44.3%) more than the FY2018 President's budget request. The FY2018 omnibus did not direct any PHS tap funds to the CDC, continuing the practice started in FY2015. (The FY2018 President's budget had requested \$143 million in tap funds.) However, the FY2018 omnibus did supplement discretionary CDC appropriations with transfers from two additional sources. First, the FY2018 omnibus directed \$801 million in PPHF transfers to the CDC, which is \$90 million (-10.1%) less

---

<sup>45</sup> HHS budget materials can be found at <http://www.hhs.gov/budget/>.

<sup>46</sup> The NHSC has not received discretionary appropriations in the LHHHS bill since FY2011. Instead, the NHSC has been supported with mandatory funds that were authorized and directly appropriated by the ACA. For more information, see CRS Report R44970, *The National Health Service Corps*.

<sup>47</sup> *Congressional Record*, March 22, 2018, Vol. 164, No. 50, Book III, p. H2698.

<sup>48</sup> *Ibid*.

than FY2017. Second, in a departure from recent practice, the omnibus directed \$240 million from the HHS Nonrecurring Expenses Fund (NEF) to the CDC Buildings and Facilities account to support the construction of a new Biosafety Level 4 laboratory. The NEF was established by the Consolidated Appropriations Act of 2008 to enable the HHS Secretary to repurpose certain unobligated balances of expired discretionary funds appropriated to HHS from the General Fund.<sup>49</sup> Funds transferred into the NEF are generally available to the Secretary for capital acquisitions across HHS, including facilities infrastructure and information technology. It has been uncommon for LHHS appropriations acts to specify that particular projects are to be funded by the NEF.<sup>50</sup>

Outside of the Buildings and Facilities account, the CDC account receiving the largest percentage increase in the FY2018 omnibus was Injury Prevention and Control. The omnibus provided \$649 million for this account, an increase of \$363 million (+126.7%) from FY2017. Of the total amount appropriated for Injury Prevention and Control, the omnibus specified that \$476 million be used for Opioid Prescription Drug Overdose (PDO) prevention activities. The explanatory statement called for CDC to use these funds to “advance the understanding of the opioid overdose epidemic and scale up prevention activities across all 50 States and Washington, D.C.”<sup>51</sup> The explanatory statement also called for CDC to reserve \$10 million for a nationwide awareness and education campaign related to opioids.

## NIH

The FY2018 omnibus provided \$36.2 billion in discretionary budget authority for NIH. This is \$2.9 billion (+8.7%) more than FY2017 and \$10.3 billion (+40%) more than the Trump Administration’s FY2018 discretionary request. In addition, the FY2018 omnibus directed \$923 million in PHS tap transfers to NIH, an increase of \$98.4 million (+11.9%) from FY2017. The entirety of the tap transfer was provided to the National Institute of General Medical Sciences (NIGMS), and was paired with an increase of \$36.1 million (+2%) in discretionary appropriations.

In general, FY2018 enacted appropriations provided each of the NIH Institutes and Centers with an increase from FY2017; funding for the Buildings and Facilities account remained the same. Compared to FY2017, the largest percentage increases among NIH Institutes and Centers went to the National Institute on Drug Abuse (NIDA), which received a total of about \$1.4 billion (+26.8%), the National Institute on Aging (NIA), which received about \$2.6 billion total (+25.7%), and the National Institute of Neurological Disorders and Strokes (NINDS), which received about \$2.1 billion total (+20.3%). Within the amounts appropriated to NINDS and NIDA, the omnibus reserved \$250 million apiece for research on opioid addiction. The

<sup>49</sup> P.L. 110-161, Division G, Title II, §223. Most accounts in annual appropriations measures receive appropriations from the General Fund at the U.S. Treasury. This term refers to all federal money not allocated by law to any other fund account, such as federal trust funds for Medicare.

<sup>50</sup> One exception occurred in a continuing resolution for FY2017 (P.L. 114-254), which authorized HHS to transfer up to \$300 million (if certain conditions were met) from the NEF to the HHS Refugee and Entrant Assistance program dedicated to unaccompanied alien children. For more information, see CRS Report R44723, *Overview of Further Continuing Appropriations for FY2017 (H.R. 2028)*. In addition to the FY2018 omnibus provision directing \$240 million in NEF funds to the construction of a new CDC laboratory, the explanatory statement identifies several other priorities for NEF projects (e.g., the CDC National Institute for Occupational Safety and Health facility, Indian Health Services facilities, NIH chillers, FDA laboratory renovations, HHS cybersecurity initiatives, and the Departmental Appeals Board case management system). See the *Congressional Record*, March 22, 2018, Vol. 164, No. 50, Book III, p. H2705.

<sup>51</sup> *Congressional Record*, March 22, 2018, Vol. 164, No. 50, Book III, p. H2700.

explanatory statement also encouraged NIDA to “commit additional funding to this effort from within its base budget.”<sup>52</sup> As was the case in FY2016 and FY2017, the explanatory statement on the FY2018 omnibus directed NIH to reserve a specific amount for Alzheimer’s research. It called for NIH to direct \$1.8 billion for Alzheimer’s research, referring to it as an increase of about \$414 million from FY2017.<sup>53</sup> Reserving a specific dollar amount for a particular disease or area of research at NIH is a relatively new practice and constitutes a significant departure from past precedent.<sup>54</sup>

The FY2018 discretionary total of \$36.2 billion included \$496 million appropriated to the NIH Innovation Account pursuant to the 21st Century Cures Act (P.L. 114-255).<sup>55</sup> The FY2018 explanatory statement directed NIH to transfer from the Innovation Account \$300 million to the National Cancer Institute (NCI) to support cancer research and \$43 million each to the National Institute of Neurological Disorders and Stroke (NINDS) and the National Institute of Mental Health (NIMH) to support the Brain Research through Advancing Innovative Neurotechnologies (BRAIN) Initiative. Of the remaining \$110 million, \$100 million is to be spent on the Precision Medicine Initiative, and \$10 million is to be spent on regenerative medicine research.

## **SAMHSA**

The FY2018 omnibus provided \$5.0 billion in discretionary budget authority for SAMHSA. This is \$1.4 billion (+38.5%) more than SAMHSA’s FY2017 funding level and \$1.7 billion (+53.3%) more than the President’s FY2018 budget request. In addition, the FY2018 omnibus also directed \$134 million in PHS evaluation tap funding and \$12 million in PPHF funding to SAMHSA, which is the same as FY2017.

The FY2018 omnibus provided increases to every SAMHSA account (but not every program within an account), compared to FY2017. In some cases, the omnibus included appropriations for new programs. For instance, the omnibus provided \$1.0 billion for a new State Opioid Response Grants program. Of the total appropriated for the new State Opioid Response Grants, \$2.0 million is directed to the National Academy of Sciences to commission a review to identify outcomes achieved by the Comprehensive Addiction and Recovery Act (CARA; P.L. 114-198).

The explanatory statement accompanying the FY2018 omnibus clarified that the new \$1.0 billion for State Opioid Response Grants is *in addition to* the \$500 million appropriated for the State Targeted Response (STR) to the Opioid Crisis program authorized in the 21<sup>st</sup> Century Cures Act. As in FY2017, the FY2018 omnibus appropriated \$500 million for STR grants in an account within the HHS Office of the Secretary, but authorized HHS to transfer these funds elsewhere

---

<sup>52</sup> *Congressional Record*, vol. 164, no. 50, Book III (March 22, 2018), p. H2701.

<sup>53</sup> *Ibid.*

<sup>54</sup> As recently as December 2014, the explanatory statement on the FY2015 omnibus stipulated, “In keeping with longstanding practice, the agreement does not recommend a specific amount of NIH funding for this purpose or for any other individual disease. Doing so would establish a dangerous precedent that could politicize the NIH peer review system. Nevertheless, in recognition that Alzheimer’s disease poses a serious threat to the Nation’s long-term health and economic stability, the agreement expects that a significant portion of the recommended increase for NIA should be directed to research on Alzheimer’s. The exact amount should be determined by scientific opportunity of additional research on this disease and the quality of grant applications that are submitted for Alzheimer’s relative to those submitted for other diseases.” See *Congressional Record*, daily edition, vol. 160, no. 151, Book II (December 11, 2014), p. H9832.

<sup>55</sup> The Cures Act created the NIH Innovation account and specified that funds in the account must be appropriated in order to be available for expenditure. Projects authorized by the Cures Act are the Precision Medicine Initiative, the BRAIN Initiative, cancer research, and regenerative medicine using adult stem cells.



within the department.<sup>56</sup> The SAMHSA operating plans for FY2017 and FY2018 indicate that the funding for these grants was transferred to SAMHSA. However, for consistency with source materials, the \$500 million for these grants is included in totals for the HHS Office of the Secretary (not SAMHSA) in this report.

## AHRQ

The FY2018 omnibus provided \$334 million in discretionary budget authority to AHRQ. This was 3% more than the FY2017 level of \$324 million.<sup>57</sup> The FY2018 omnibus did not direct any PHS tap transfers to AHRQ, which is in keeping with practices since FY2015 but contrasts with earlier years (FY2003-FY2014) in which AHRQ had been funded primarily with tap transfers.<sup>58</sup> The FY2018 omnibus continued to fund AHRQ as its own operating division, rejecting the President's proposal to consolidate AHRQ into NIH. The President's FY2018 request had proposed zero funding for AHRQ, proposing instead to continue funding many of AHRQ's activities through a new National Institute for Research on Safety and Quality (NIRSQ) in the NIH.<sup>59</sup>

The explanatory statement accompanying the FY2018 omnibus instructed AHRQ to contract with an independent entity to study federally supported health services and primary care research, identifying gaps, areas for consolidation, and strategies to improve coordination.

## CMS

The FY2018 omnibus provided \$4.4 billion in discretionary budget authority for CMS. This was \$20 million (+0.5%) more than FY2017 funding, and \$76 million (+1.7%) more than the President's budget request. The omnibus appropriated \$745 million for the Health Care Fraud and Abuse Control (HCFAC) account, 2.8% more than FY2017, and slightly less (-0.8%) than the President's budget. Of the total amount appropriated for HCFAC, \$434 million was effectively exempt from the discretionary budget caps.

The omnibus provided the CMS Program Management account with a flat funding level of \$3.7 billion. This account supports CMS program operations (e.g., claims processing, information technology investments, provider and beneficiary outreach and education, and program implementation), in addition to federal administration and other activities related to the

<sup>56</sup> The House committee report (H.Rept. 115-244, p. 77), the Senate committee report (S.Rept. 115-150, pp. 120-121), and the President's budget (SAMHSA, FY 2018 Congressional Justification—Budget Estimates for Appropriations Committees, May 23, 2017, pp. 207-208) all discuss these funds within their SAMHSA sections. SAMHSA operating plans for FY2017 and FY2018 are available at <https://www.samhsa.gov/about-us/budget>.

<sup>57</sup> In addition to funds provided through the annual appropriations process, AHRQ is also scheduled in FY2018 and FY2019 to receive annual transfers of certain mandatory funds that were authorized and appropriated to the Patient-Centered Outcomes Research Trust Fund (PCORTF) by the ACA. Transfers to AHRQ from the PCORTF are to be used to disseminate the results of patient-centered outcomes research. (PCORTF funds are generally not displayed in this report, as they are not provided by or modified through annual LHHHS appropriations bills.) For more information on the PCORTF, see Appendix D of CRS Report R44916, *Public Health Service Agencies: Overview and Funding (FY2016-FY2018)*.

<sup>58</sup> For more information on AHRQ's funding history, see CRS Report R44916, *Public Health Service Agencies: Overview and Funding (FY2016-FY2018)*; and CRS Report R44136, *The Agency for Healthcare Research and Quality (AHRQ) Budget: Fact Sheet*.

<sup>59</sup> HHS, NIH, National Institute for Research on Safety and Quality, *FY 2018 Congressional Justification—Budget Estimates for Appropriations Committees*, May 23, 2017, <https://www.ahrq.gov/sites/default/files/wysiwyg/cpi/about/mission/budget/2018/NIRSQ.pdf>. The President's request would have funded NIRSQ at \$272 million for FY2018 (not counting transfers from the PCORTF).

administration of Medicare, Medicaid, the State Children's Health Insurance Program, and private health insurance provisions established by the ACA. The FY2018 appropriation was the same amount that was proposed by the Senate committee bill, but more than that proposed by both the President's budget (+2.3%) and the House committee bill (+6.3%). The omnibus maintained a general provision (§227), included in LHHS appropriations acts since FY2014, authorizing HHS to transfer additional funds into this account from the Medicare trust funds. The terms of the provision required that such funds be used to support activities specific to the Medicare program, limited the amount of the transfers to \$305 million, and explicitly prohibited such transfers from being used to support or supplant funding for ACA implementation. The House committee bill would have eliminated this provision.

The omnibus retained a general provision (§222), included in annual LHHS appropriations since FY2015, preventing certain funds from being used to make risk corridor payments associated with health insurance exchanges. The ACA required HHS to administer a risk corridor program for qualified health plans (QHPs) offered through health insurance exchanges in calendar years 2014-2016.<sup>60</sup> The risk corridor program does apply to QHPs, but those plans may be offered on and off the exchanges. Through this program, HHS was required to make payments to insurers who experienced high losses, while insurers who experienced high gains were required to remit a portion of those gains to HHS.<sup>61</sup> The general provision continues to prohibit HHS from making risk corridor payments with funds appropriated to the CMS Program Management account from the Federal Hospital Insurance Trust Fund or the Federal Supplemental Medical Insurance Trust Fund, or with funds transferred to the CMS Program Management account from other accounts funded in the LHHS bill.

## ACF

Total FY2018 discretionary appropriations for ACF were \$22.9 billion, a \$3.6 billion (+18.6%) increase over FY2017 funding levels. The House and Senate committee bills had proposed reductions relative to FY2017 of -3.9% and -0.9%, respectively, whereas the President's budget would have decreased ACF discretionary funding by roughly one-quarter relative to the prior year (-24.9%). (The President's budget would have achieved much of its proposed reduction by eliminating certain programs within ACF, such as the Low Income Home Energy Assistance

---

<sup>60</sup> QHPs offered both inside and outside the exchanges participate in the risk corridors program. The definition of QHPs for risk corridor purposes refers to both on and off exchange (45 C.F.R. §153.500). For more information regarding QHPs and the health insurance exchanges, see CRS Report R44065, *Overview of Health Insurance Exchanges*.

<sup>61</sup> On October 1, 2015, CMS announced that for calendar year 2014, collections from insurers who had experienced high gains (\$362 million) fell short of the amount needed to pay insurers who had experienced high losses (\$2.87 billion). A CMS press release stated, "As a result, consistent with our guidance, insurers will be paid approximately 12.6% of their risk corridors payment requests at this time." On September 9, 2016, CMS announced that "all 2015 benefit year collections will be used towards remaining 2014 benefit year risk corridor payments, and no funds will be available at this time for 2015 benefit year risk corridor payments. For more information, see <https://www.cms.gov/Newsroom/MediaReleaseDatabase/Fact-sheets/2015-Fact-sheets-items/2015-10-01.html> and <https://www.cms.gov/CCIIO/Programs-and-Initiatives/Premium-Stabilization-Programs/Downloads/Risk-Corridors-for-2015-FINAL.PDF>. On November 15, 2017, CMS announced that 2016 risk corridor collections will be used to make additional payments toward outstanding 2014 payment balances. For more information, see <https://www.cms.gov/CCIIO/Programs-and-Initiatives/Premium-Stabilization-Programs/Downloads/Risk-Corridors-Amounts-2016.pdf>. On June 14, 2018, a divided panel of the United States Court of Appeals for the Federal Circuit ruled that the annual appropriations riders restricting funds for the risk corridor program had the effect of limiting insurers' right to recover unpaid risk corridor amounts from the federal government. *Moda Health Plan, Inc. v. United States*, 892 F.3d 1311 (Fed. Cir. 2018). The plaintiff insurers have requested a rehearing before the entire federal circuit.

Program (LIHEAP, which received \$3.4 billion in FY2017), Preschool Development Grants (\$250 million in FY2017), and the Community Services Block Grant (CSBG, \$715 million in FY2017). None of these programs were eliminated in the FY2018 omnibus.)

Much of the increase for ACF was directed to the Child Care and Development Block Grant (CCDBG), which received \$2.4 billion (+83.0%) more than the FY2017 level of \$2.9 billion. The explanatory statement accompanying the FY2018 omnibus specified, “It is expected that this increase will support the full implementation of the CCDBG Act as reauthorized in 2014, including activities to improve the quality and safety of child care programs, increasing provider reimbursement rates, and ensuring health and safety standards are met.”<sup>62</sup>

Funding for the Refugee and Entrant Assistance Programs account was increased by \$190 million (+11.4%) relative to the FY2017 funding level of \$1.7 billion. (The President’s budget would have reduced that account by 13.0%.) Within the account, funding for the Unaccompanied Alien Children program was increased to \$1.3 billion (+\$355 million relative to FY2017).<sup>63</sup> In addition, funding for three activities (Social Services, Preventative Health, and Targeted Assistance), as proposed in the President’s budget, were consolidated under a new line, “Refugee Support Services” and funded at about the same level that the total of those three activities received in FY2017 (\$207 million).<sup>64</sup>

## **ACL**

The FY2018 omnibus provided \$2.1 billion in discretionary budget authority for ACL. This was \$178 million (+9.1%) more than FY2017. In addition, the FY2018 omnibus directed \$28 million in PPHF transfers to ACL, the same as FY2017. The omnibus specified that the PPHF transfers were for the streamlined Alzheimer’s Disease Program, chronic disease self-management, and elder falls prevention.

The explanatory statement accompanying the FY2018 omnibus agreed to the President’s budget proposal to streamline ACL’s four Alzheimer’s disease programs (Alzheimer’s Disease Supportive Services, Alzheimer’s Disease Initiative—Specialized Supportive Services, Alzheimer’s Disease Initiative—Communications, and the National Alzheimer’s Call Center previously funded under Aging Network Support Activities) into a single Alzheimer’s Disease Program.

## **Funding Restrictions Related to Certain Controversial Issues**

Annual LHHS appropriations measures regularly contain broad restrictions related to certain controversial issues. For instance, annual LHHS appropriations acts commonly include provisions

---

<sup>62</sup> *Congressional Record*, vol. 164, no. 50, March 22, 2018, p. H2704. For general information about federal funding streams for child care, including the CCDBG, see CRS Report R44528, *Trends in Child Care Spending from the CCDF and TANF*.

<sup>63</sup> To respond to higher than anticipated caseloads within the Unaccompanied Alien Children program, it received transfers of funds totaling \$167 million from elsewhere in HHS on November 9, 2016, in addition to the FY2017 enacted funding discussed above. Later in the fiscal year, the program also received further transfers totaling \$300 million as authorized by provisions in the second FY2017 CR (P.L. 114-254). For further information, see CRS Report R43599, *Unaccompanied Alien Children: An Overview*.

<sup>64</sup> The explanatory statement indicated that Congress expects that the activities previously funded under these three lines will be continued in FY2018 at the same funding levels as FY2017. *Congressional Record*, vol. 164, no. 50, March 22, 2018, p. H2704.

limiting the use of federal funds for abortions, the use of human embryos for research, needle exchange programs, and gun control advocacy.

**Abortions:** Since FY1977, annual LHHS appropriations acts have included provisions limiting the circumstances under which LHHS funds (including Medicaid funds) may be used to pay for abortions. Early versions of these provisions applied only to HHS, but since FY1994 most provisions have applied to the entire LHHS bill. Under current provisions, (1) abortions may be funded only when the life of the mother is endangered or in cases of rape or incest; (2) funds may not be used to buy a managed care package that includes abortion coverage, except in cases of rape, incest, or endangerment; and (3) federal programs and state and local governments that receive LHHS funding are prohibited from discriminating against health care entities that do not provide or pay for abortions or abortion services. The FY2018 omnibus retained these existing restrictions.<sup>65</sup> In addition, the House committee bill proposed a new provision that was not enacted (§536) based on the Health Care Conscience Rights Act (H.R. 940, 114<sup>th</sup> Congress). Among other things, this provision would have amended the ACA to specify that individuals/employers would not have to purchase/sponsor coverage of abortions or other items or services to which they have a moral or religious objection.

**Human Embryo Research:** Since FY1996, annual LHHS appropriations have included a provision prohibiting any LHHS funds (including NIH funds) from being used to create human embryos for research purposes or for research in which human embryos are destroyed. The FY2018 omnibus retained these existing restrictions.<sup>66</sup>

**Needle Exchange Programs:** Since FY1990, annual LHHS appropriations have generally included a provision prohibiting any LHHS funds from being used for needle exchange programs (i.e., programs in which sterile needles or syringes are made available to injection drug users in exchange for used needles or syringes to mitigate the spread of related infections, such as Hepatitis and HIV/AIDS).<sup>67</sup> Starting in FY2016, the provision was modified to allow funds to be used for needle exchange programs under the following conditions: (1) federal funds may not be used to purchase the needles, but may be used for other aspects of such programs; (2) the state or local jurisdiction must demonstrate, in consultation with CDC, that they are experiencing, or at risk for, a significant increase in hepatitis infections or an HIV outbreak due to injection drug use; and (3) the program must be operating in accordance with state and local law. The FY2018 omnibus retained these existing restrictions and conditions.<sup>68</sup>

**Gun Control:** Since FY1997, annual LHHS appropriations have included provisions prohibiting the use of certain funds for activities that advocate or promote gun control. Early versions of these provisions applied only to CDC; since FY2012, annual appropriations acts also have included HHS-specific restrictions, in addition to restrictions that apply to all LHHS funds

---

<sup>65</sup> The current provisions are commonly referred to as the Hyde and Weldon Amendments and may be found at §506 and §507 of P.L. 115-141, Division H. For additional information, see CRS Report RL33467, *Abortion: Judicial History and Legislative Response*.

<sup>66</sup> The current provision is commonly referred to as the Dickey Amendment and may be found at §508 of P.L. 115-141, Division H. For additional information, see CRS Report RL33540, *Stem Cell Research: Science, Federal Research Funding, and Regulatory Oversight*.

<sup>67</sup> The one exception is the FY1992 LHHS appropriations act (P.L. 102-170), which appears to have included no such provision. Since the provision's inception in FY1990, there has been variation in its scope and application during certain fiscal years. For example, the LHHS appropriations act for FY1998 (P.L. 105-78) made the ban subject to action by the HHS Secretary. The LHHS appropriations acts for FY2010 (P.L. 111-117, Division D) and FY2011 (P.L. 112-10, Division B) applied the ban only in locations that local authorities determined to be inappropriate.

<sup>68</sup> The current provision can be found at §520 of P.L. 115-141, Division H.

(including funds transferred from the PPHF). The FY2018 omnibus retained these existing restrictions.<sup>69</sup> In addition, the explanatory statement accompanying the omnibus included new language addressing the scope of the statutory restriction:

While appropriations language prohibits the CDC and other agencies from using appropriated funding to advocate or promote gun control, the Secretary of Health and Human Services has stated the CDC has the authority to conduct research on the causes of gun violence.<sup>70</sup>

**Restrictions on ACA Implementation:** Since FY2011, annual LHHS appropriations have included provisions limiting or altering the ability of HHS to implement various aspects of the ACA.<sup>71</sup> The content and scope of these provisions has evolved over time. The FY2018 House committee bill contained two provisions related to this topic that were not included in the FY2018 omnibus. First, the FY2018 House committee bill (§229) would have prohibited any funds appropriated in the bill from being used for health insurance “navigator” programs required by Section 1311 of the ACA. (Navigators conduct public education activities to help consumers and small businesses make informed decisions about insurance.<sup>72</sup>) Further, the House committee bill would have prohibited LHHS appropriations from being used to “implement, administer, enforce, or further” any provision of the ACA, with limited exceptions (§524) and would have prohibited HHS from generating funds from offsetting collections derived through fees collected from qualified plans operating under health care exchanges. The Senate committee bill did not include comparable provisions. Certain other ACA-related provisions are discussed elsewhere in this report (e.g., see the “CMS” section).

**Table 6. HHS Appropriations Totals by Agency**

(Dollars in millions)

HHS Agency	FY2017 Enacted	FY2018 Request	FY2018 House Cmte. (H.R. 3358)	FY2018 Senate Cmte. (S. 1771)	FY2018 Enacted
<b>HRSA</b>	<b>6,461</b>	<b>5,816</b>	<b>6,092</b>	<b>6,466</b>	<b>7,014</b>
Mandatory BA	240	268	268	240	268
Discretionary BA	6,221	5,548	5,824	6,226	6,746
<i>Evaluation Tap Funding<sup>a</sup></i>	0	0	0	0	0
<b>CDC<sup>b</sup></b>	<b>6,349</b>	<b>5,047</b>	<b>6,066</b>	<b>6,374</b>	<b>7,260</b>
Mandatory BA	55	55	55	55	55
Discretionary BA	6,294	4,992	6,010	6,319	7,205
<i>Evaluation Tap Funding<sup>a</sup></i>	0	143	151	0	0
PPHF <sup>c</sup>	891	841	841	801	801

<sup>69</sup> The current provisions can be found at §210 (HHS) and §503(c) (all LHHS, plus PPHF transfers) of P.L. 115-141, Division H.

<sup>70</sup> See the explanatory statement accompanying the FY2018 omnibus (H.R. 1625, P.L. 115-141), available in the *Congressional Record*, vol. 164, no. 50, March 22, 2018, pp. H2700.

<sup>71</sup> For more information, see CRS Report R44100, *Use of the Annual Appropriations Process to Block Implementation of the Affordable Care Act (FY2011-FY2017)*.

<sup>72</sup> For more information on health insurance navigators, see CRS Report R43243, *Health Insurance Exchanges: Health Insurance “Navigators” and In-Person Assistance*.

HHS Agency	FY2017 Enacted	FY2018 Request	FY2018 House Cmte. (H.R. 3358)	FY2018 Senate Cmte. (S. 1771)	FY2018 Enacted
<i>Nonrecurring Expenses Fund Transfer<sup>d</sup></i>	0	0	0	0	240
<b>NIH<sup>b</sup></b>	<b>33,260</b>	<b>25,824</b>	<b>34,360</b>	<b>35,010</b>	<b>36,161</b>
Discretionary BA	33,260	25,824	34,360	35,010	36,161
<i>Evaluation Tap Funding<sup>a</sup></i>	824	780	824	1,074	923
<b>SAMHSA</b>	<b>3,619</b>	<b>3,271</b>	<b>3,333</b>	<b>3,632</b>	<b>5,013</b>
Discretionary BA	3,619	3,271	3,333	3,632	5,013
<i>Evaluation Tap Funding<sup>a</sup></i>	134	120	126	134	134
<i>PPHF<sup>c</sup></i>	12	0	0	12	12
<b>AHRQ</b>	<b>324</b>	<b>0</b>	<b>300</b>	<b>324</b>	<b>334</b>
Discretionary BA	324	0	300	324	334
<i>Evaluation Tap Funding<sup>a</sup></i>	0	0	0	0	0
<b>CMS</b>	<b>690,806</b>	<b>747,482</b>	<b>747,340</b>	<b>747,558</b>	<b>747,558</b>
Mandatory BA	686,411	743,143	743,143	743,143	743,143
Discretionary BA	4,395	4,339	4,196	4,415	4,415
<b>ACF</b>	<b>33,975</b>	<b>28,147</b>	<b>33,860</b>	<b>34,443</b>	<b>38,219</b>
Mandatory BA	14,700	13,665	15,345	15,345	15,365
Discretionary BA	19,275	14,482	18,514	19,097	22,853
<b>ACL</b>	<b>1,966</b>	<b>1,851</b>	<b>2,237</b>	<b>1,966</b>	<b>2,144</b>
Discretionary BA	1,966	1,851	2,237	1,966	2,144
<i>PPHF<sup>c</sup></i>	28	0	0	28	28
<b>Office of the Secretary (OS)</b>	<b>3,411</b>	<b>3,342</b>	<b>3,420</b>	<b>3,429</b>	<b>3,904</b>
Mandatory BA	630	619	619	619	619
Discretionary BA	2,780	2,723	2,802	2,810	3,286
<i>Evaluation Tap Funding<sup>a</sup></i>	65	57	57	65	65
<b>Total, HHS BA in the Bill</b>	<b>780,170</b>	<b>820,780</b>	<b>837,007</b>	<b>839,201</b>	<b>847,608</b>
<b>Mandatory</b>	<b>702,037</b>	<b>757,751</b>	<b>759,431</b>	<b>759,403</b>	<b>759,451</b>
<b>Discretionary</b>	<b>78,134</b>	<b>63,029</b>	<b>77,576</b>	<b>79,798</b>	<b>88,157</b>
<b>P.L. 115-123 (emergency)</b>	-	-	-	-	<b>1,062</b>
CDC	-	-	-	-	200
NIH	-	-	-	-	50
ACF	-	-	-	-	650
OS	-	-	-	-	162
<b>Memoranda</b>					
Total, BA Available in Fiscal Year (current year from any bill)	770,233	810,952	827,179	829,373	837,780



HHS Agency	FY2017 Enacted	FY2018 Request	FY2018 House Cmte. (H.R. 3358)	FY2018 Senate Cmte. (S. 1771)	FY2018 Enacted
Total, BA Advances for Future Years (provided in current bill)	129,119	138,948	138,948	138,948	138,948
Total, BA Advances from Prior Years (for use in current year)	119,183	129,119	129,119	129,119	129,119

**Source:** Amounts for FY2018 enacted are generally drawn from or calculated based on data in the explanatory statement accompanying the FY2018 omnibus (H.R. 1625, P.L. 115-141), available in the *Congressional Record*, vol. 164, no. 50, March 22, 2018, pp. H2697-H2783. Amounts for FY2017 enacted, the FY2018 request, and the FY2018 House Appropriations Committee-reported LHHS bill (H.R. 3358) are generally based on data in H.Rept. 115-244. Amounts for the FY2018 Senate Appropriations Committee-reported LHHS bill (S. 1771) are generally based on data in S.Rept. 115-150. Enacted totals for FY2018 do not include emergency-designated appropriations provided by P.L. 115-123. For consistency with source materials, amounts in this table generally do not reflect mandatory spending sequestration except for the estimated transfers from the Prevention and Public Health Fund.

**Notes:** BA = Budget Authority. Details may not add to totals due to rounding. Amounts in this table (1) reflect all BA appropriated in the bill, regardless of the year in which funds become available (i.e., totals do not include advances from prior-year appropriations, but do include advances for subsequent years provided in this bill); (2) have generally not been adjusted to reflect scorekeeping; (3) comprise only those funds provided (or requested) for agencies and accounts subject to the jurisdiction of the LHHS subcommittees of the House and Senate appropriations committees (e.g., department totals do not include funding for the Food and Drug Administration, the Indian Health Service, or the Agency for Toxic Substances and Disease Registry, all of which are funded by other bills); and (4) do not include appropriations that occur outside of appropriations bills.

- By convention, this table shows only the amount of PHS Evaluation Tap funds received by an agency, not the amount of tap funds donated by an agency. That is to say, tap amounts shown in this table are *in addition to* amounts shown for budget authority, but the amounts shown for budget authority have not been adjusted to reflect potential “transfer-out” of funds to the tap.
- Each year, CDC and NIH also receive funding in the Interior-Environment appropriations bill as part of their overall budget authority.
- PPHF funds are not appropriated in the LHHS bill, but are shown here for illustrative purposes as they may be used to supplement the funding selected agencies and programs receive through the appropriations process. Amounts shown for PPHF in this table are *in addition to* amounts shown for budget authority.
- The NEF was established by the Consolidated Appropriations Act of 2008, to enable the HHS Secretary to repurpose certain unobligated balances of expired discretionary funds appropriated to HHS from the General Fund. The FY2018 omnibus specified that HHS must transfer \$240 million from the NEF to the CDC Buildings and Facilities account in FY2018. Amounts shown for the NEF transfer are *in addition to* amounts shown for budget authority.

**Table 7. HHS Discretionary Appropriations for Selected Programs or Activities, by Agency**

(Dollars in millions)

Agency or Selected Program	FY2017 Enacted	FY2018 Request	FY2018 House Cmte. (H.R. 3358)	FY2018 Senate Cmte. (S. 1771)	FY2018 Enacted
<b>HRSA</b>					
Community Health Centers	1,491	1,489	1,491	1,491	1,626
National Health Service Corps	0	0	0	0	105
Health Professions (Title VII)	309	5	237	317	496

Agency or Selected Program	FY2017 Enacted	FY2018 Request	FY2018 House Cmte. (H.R. 3358)	FY2018 Senate Cmte. (S. 1771)	FY2018 Enacted
Health Professions, Nursing (Title VIII)	229	83	211	234	249
Children's Hospitals Graduate Medical Education	300	295	300	305	315
Maternal & Child Health Block Grant	667	642	642	642	652
Autism and Other Developmental Disorders	47	0	47	47	49
Healthy Start <sup>a</sup>	104	128	104	104	111
Ryan White AIDS Programs	2,319	2,260	2,319	2,319	2,319
Healthcare Systems Bureau	104	99	101	102	112
Rural Health Programs	156	74	156	161	291
Family Planning (Title X)	286	286	0	286	286
<b>CDC</b>					
Immunization and Respiratory Diseases	455	497	471	470	474
PPHF <sup>b</sup>	324	204	274	324	324
HIV/AIDS, Viral Hepatitis, STDs, TB Prevention	1,117	934	1,117	1,117	1,127
Emerging and Zoonotic Infectious Diseases	533	377	500	533	563
PPHF <sup>b</sup>	52	137	52	52	52
Chronic Disease Prevention and Health Promotion	778	452	704	818	915
PPHF <sup>b</sup>	338	500	338	248	248
Birth Defects and Developmental Disabilities	138	100	138	140	141
Public Health Scientific Services	489	317	329	489	490
Evaluation Tap Funding <sup>c</sup>	0	143	151	0	0
Environmental Health <sup>a</sup>	164	157	143	164	189
PPHF <sup>b</sup>	17	0	17	17	17
Injury Prevention and Control	286	216	286	291	649
National Institute for Occupational Safety and Health	335	200	325	335	335
Global Health	435	350	435	434	489
Buildings and Facilities	10	20	10	10	270
Nonrecurring Expenses Fund Transfer <sup>d</sup>	0	0	0	0	240
<b>NIH</b>					
National Institute of Neurological Disorders and Stroke	1,784	1,313	1,810	1,862	2,145
National Institute of General Medical Sciences	1,826	1,406	1,889	1,813	1,863
Evaluation Tap Funding	824	780	824	1,074	923
National Institute on Aging	2,049	1,304	2,459	2,536	2,574
National Institute on Drug Abuse	1,091	865	1,107	1,113	1,384
NIH Innovation Account <sup>a</sup>	352	496	496	496	496



Agency or Selected Program	FY2017 Enacted	FY2018 Request	FY2018 House Cmte. (H.R. 3358)	FY2018 Senate Cmte. (S. 1771)	FY2018 Enacted
<b>SAMHSA</b>					
Mental Health Programs of Regional & National Significance (PRNS)	387	277	309	387	427
<i>PPHF</i>	12	0	0	12	12
Mental Health Block Grant	542	400	400	542	702
<i>Evaluation Tap Funding<sup>c</sup></i>	21	16	21	21	21
Children's Mental Health	119	119	119	119	125
Substance Abuse Treatment PRNS	352	340	351	352	403
<i>Evaluation Tap Funding<sup>c</sup></i>	2	2	2	2	2
Substance Abuse Block Grant	1,779	1,775	1,779	1,779	1,779
<i>Evaluation Tap Funding<sup>c</sup></i>	79	79	79	79	79
State Opioid Response Grants	0	0	0	0	1,000
Substance Abuse Prevention PRNS	223	150	165	238	248
Health Surveillance and Support	117	109	109	114	129
<i>Evaluation Tap Funding<sup>c</sup></i>	31	23	23	31	31
<b>AHRQ</b>					
Research on Health Costs, Quality, and Outcomes	187	0	167	187	197
Medical Expenditure Surveys	66	0	66	66	66
Program Support	71	0	67	71	71
<b>CMS</b>					
CMS Program Management	3,670	3,588	3,451	3,670	3,670
Health Care Fraud and Abuse Control	725	751	745	745	745
<b>ACF</b>					
Low Income Home Energy Assistance Program Formula Grants	3,390	0	3,390	3,390	3,640
Refugee and Entrant Assistance Programs	1,675	1,457	1,023	1,507	1,865
Child Care and Development Block Grant	2,856	2,761	2,860	2,856	5,226
Head Start	9,253	9,168	9,275	9,253	9,863
Preschool Development Grants	250	0	250	250	250
Child Welfare Services	269	268	269	269	269
Adoption Opportunities	39	30	39	39	39
Community Services Block Grant	715	0	600	700	715
<b>ACL</b>					
Home & Community-Based Supportive Services	350	347	350	350	385
Family and Native American Caregiver Support Services	158	158	158	158	190

Agency or Selected Program	FY2017 Enacted	FY2018 Request	FY2018 House Cmte. (H.R. 3358)	FY2018 Senate Cmte. (S. 1771)	FY2018 Enacted
Nutrition Services Programs	838	833	838	838	897
Aging Network Support Activities	10	10	10	10	12
Alzheimer's Disease Demonstrations	5	19	20	5	9
PPHF <sup>b</sup>	15	0	0	15	15
Elder Rights Support Activities	14	12	12	14	16
State Health Insurance Program (SHIP)	47	0	0	47	49
Paralysis	7	0	7	7	8
Limb Loss	3	0	3	3	4
Developmental Disabilities Programs	165	135	163	165	176
WIOA Activities (transferred from ED)	239	205	239	239	254
Program Administration	40	38	38	40	41
<b>Office of the Secretary</b>					
General Departmental Management	461	305	293	471	471
Evaluation Tap Funding <sup>c</sup>	65	57	57	65	65
Office of Nat'l Coord. for Health Information Technology	60	38	38	60	60
Office of the Inspector General	80	68	80	80	80
Public Health and Social Services Emergency Fund	1,533	1,663	1,739	1,553	1,953
State Response to the Opioid Abuse Crisis <sup>a</sup>	500	500	500	500	500

**Source:** Amounts for FY2018 enacted are generally drawn from or calculated based on data in the explanatory statement accompanying the FY2018 omnibus (H.R. 1625, P.L. 115-141), available in the *Congressional Record*, vol. 164, no. 50, March 22, 2018, pp. H2697-H2783. Amounts for FY2017 enacted, the FY2018 request, and the FY2018 House Appropriations Committee-reported LHHS bill (H.R. 3358) are generally based on data in H.Rept. 115-244. Amounts for the FY2018 Senate Appropriations Committee-reported LHHS bill (S. 1771) are generally based on data in S.Rept. 115-150. Enacted totals for FY2018 do not include emergency-designated appropriations provided by P.L. 115-123. For consistency with source materials, amounts in this table generally do not reflect mandatory spending sequestration except for the estimated transfers from the Prevention and Public Health Fund.

**Notes:** BA = Budget Authority. Details may not add to totals due to rounding. Amounts in this table (1) reflect all BA appropriated in the bill, regardless of the year in which funds become available (i.e., totals do not include advances from prior-year appropriations, but do include advances for subsequent years provided in this bill); (2) have generally not been adjusted to reflect scorekeeping; (3) comprise only those funds provided (or requested) for agencies and accounts subject to the jurisdiction of the LHHS subcommittees of the House and Senate appropriations committees (e.g., department totals do not include funding for the Food and Drug Administration, the Indian Health Service, or the Agency for Toxic Substances and Disease Registry, all of which are funded by other bills); and (4) do not include appropriations that occur outside of appropriations bills.

- a. The amounts shown for FY2017 enacted follow source material display conventions with regard to certain full-year appropriations provided by the second FY2017 CR, which were in addition to amounts provided by the FY2017 omnibus. Specifically, for Healthy Start at HRSA, the FY2017 enacted column of the table displays the \$104 million from the omnibus, but not the \$15 million appropriation from the second FY2017 CR. Similarly, for Environmental Health at CDC, the FY2017 enacted column includes \$164 million from the omnibus, but not the \$35 million appropriation from the second FY2017 CR. However, the entire \$352 million listed for the NIH Innovation Account in the FY2017 enacted column was enacted in the second FY2017 CR. In addition, the \$500 million for the State Response to the Opioid Abuse Crisis account within

the Office of the Secretary listed in the FY2017 enacted column also was provided by the second FY2017 CR. (The FY2017 SAMHSA operating plan indicates that these funds were subsequently transferred to SAMHSA.) No further funds were appropriated to these accounts in the FY2017 omnibus.

- b. PPHF funds are not appropriated in the LHHS bill, but are shown here for illustrative purposes as they may be used to supplement the funding selected agencies and programs receive through the appropriations process. Amounts shown for PPHF in this table are *in addition to* amounts shown for budget authority.
- c. By convention, this table shows the amount of PHS Evaluation Tap funds received by an agency for a particular program or activity separately from the budget authority appropriated for that program or activity. Tap amounts are *in addition to* amounts shown for budget authority, though the amounts shown for budget authority have not been adjusted to reflect potential “transfer-out” of funds to the tap.
- d. The NEF was established by the Consolidated Appropriations Act of 2008, to enable the HHS Secretary to repurpose certain unobligated balances of expired discretionary funds appropriated to HHS from the General Fund. The FY2018 omnibus specified that HHS must transfer \$240 million from the NEF to the CDC Buildings and Facilities account in FY2018. Amounts shown for the NEF transfer are in addition to amounts shown for budget authority.

## Department of Education (ED)

Note that amounts in this section are based on regular LHHS appropriations only. They do not include mandatory funds provided outside of the annual appropriations process (e.g., direct appropriations for the Federal Direct Student Loan program and the Federal Pell Grant program). Amounts are rounded to the nearest million or billion (as labeled). The dollar and percentage changes discussed are based on unrounded amounts. For consistency with source materials, amounts do not reflect sequestration or re-estimates of mandatory spending programs, where applicable.

### About ED

Federal policymakers established the U.S. Department of Education (ED) in 1980.<sup>73</sup> Its mission is to “promote student achievement and preparation for global competitiveness by fostering educational excellence and ensuring equal access.”<sup>74</sup> Typically, about three-quarters of ED’s discretionary appropriations go either to local educational agencies—which primarily use the funds to provide educational and related services for economically disadvantaged students and students with disabilities—or to low-income postsecondary students in the form of Pell Grants, which pay for college. The remainder of ED’s discretionary budget provides for a wide range of activities, including (but not limited to) support for minority-serving institutions; educational research; and career, technical, and adult education.

The federal government provides roughly 7% of overall funding for elementary and secondary education in the United States.<sup>75</sup> The majority of school funding—about 83%—comes from states and local districts, which have primary responsibility for the provision of elementary and

<sup>73</sup> ED in its current incarnation became a department in 1980 pursuant to the Department of Education Organization Act (enacted on October 17, 1979). However, the department dates its origins to 1867. See U.S. Department of Education, “About ED: The Federal Role in Education,” ED website at <http://www2.ed.gov/about/overview/fed/role.html>.

<sup>74</sup> U.S. Department of Education, “About ED,” ED website at <http://www2.ed.gov/about/landing.jhtml>, accessed on May 16, 2018.

<sup>75</sup> U.S. Department of Education, “*The FY 2019 Education Budget Summary and Background Information*,” Appendix: Total Expenditures for Elementary and Secondary Education in the U.S.,” at <https://www2.ed.gov/about/overview/budget/budget19/summary/19summary.pdf>.

secondary education. With regard to higher education, the federal government provided roughly 61% of undergraduate and graduate student aid in academic year (AY) 2016-2017.<sup>76</sup>

## FY2018 ED Appropriations Overview

**Table 8** displays FY2018 discretionary and mandatory ED budget authority provided and proposed, along with FY2017 enacted levels. Discretionary funds represent the majority of ED's annual appropriations, accounting for roughly 95% of the FY2017 and FY2018 enacted levels.<sup>77</sup> The FY2018 enacted discretionary ED appropriations were 3.9% higher than FY2017 levels. Proposed discretionary ED appropriations for FY2018 compared to FY2017 would have decreased under the President's budget (-7.8%) and the House committee bill (-3.2%), and would have increased only at the margins under the Senate committee bill (+0.04%).

**Table 8. ED Appropriations Overview**

(Dollars in billions)

Funding	FY2017 Enacted	FY2018 Request	FY2018 House Cmte. (H.R. 3358)	FY2018 Senate Cmte. (S. 1771)	FY2018 Enacted
Discretionary	68.2	62.9	66.0	68.3	70.9
Mandatory	3.4	3.5	3.5	3.5	3.5
<b>Total BA in the Bill</b>	<b>71.6</b>	<b>66.3</b>	<b>69.5</b>	<b>71.7</b>	<b>74.3</b>
<b>P.L. 115-123 (emergency)</b>	-	-	-	-	<b>2.8</b>

**Source:** Amounts for FY2018 enacted are generally drawn from or calculated based on data in the explanatory statement accompanying the FY2018 omnibus (H.R. 1625, P.L. 115-141), available in the *Congressional Record*, vol. 164, no. 50, March 22, 2018, pp. H2697-H2783. Amounts for FY2017 enacted, the FY2018 request, and the FY2018 House Appropriations Committee-reported LHHS bill (H.R. 3358) are generally based on data in H.Rept. 115-244. Amounts for the FY2018 Senate Appropriations Committee-reported LHHS bill (S. 1771) are generally based on data in S.Rept. 115-150. Enacted totals for FY2018 do not include emergency-designated appropriations provided by P.L. 115-123. For consistency with source materials, amounts in this table generally do not reflect mandatory spending sequestration.

**Notes:** BA = Budget Authority. Details may not add to totals due to rounding. Amounts in this table (1) reflect all BA appropriated in the bill, regardless of the year in which funds become available (i.e., totals do not include advances from prior-year appropriations, but do include advances for subsequent years provided in this bill); (2) have generally not been adjusted to reflect scorekeeping; (3) comprise only those funds provided (or requested) for agencies and accounts subject to the jurisdiction of the LHHS subcommittees of the House and Senate appropriations committees; and (4) do not include appropriations that occur outside of appropriations bills.

## Selected ED Highlights

The following sections highlight FY2018 appropriations for selected ED accounts and programs.<sup>78</sup> **Table 9** tracks funding levels for major ED budget and appropriations accounts.

<sup>76</sup> For the purposes of this calculation, the federal contribution included \$154 billion (grants, loans, work-study, and tax benefits) out of a total of \$251 billion (federal aid, state aid, institutional grants, nonfederal loans, and private and employer-provided grants). See the College Board's Trends in Student Aid 2017, p. 9, [https://trends.collegeboard.org/sites/default/files/2017-trends-student-aid\\_0.pdf](https://trends.collegeboard.org/sites/default/files/2017-trends-student-aid_0.pdf).

<sup>77</sup> The only mandatory ED funding provided in the LHHS Appropriations Act each year is for Vocational Rehabilitation State Grants.

<sup>78</sup> ED budget materials can be found at <https://www2.ed.gov/about/overview/focus/performance.html>.

## **School Improvement Programs**

The Student Support and Academic Enrichment (SSAE) State Grants, commonly referred to as the “block grant program,” are funded within the School Improvement Programs account. The SSAE are authorized under Title IV-A of the Elementary and Secondary Education Act (ESEA), as amended by the Every Student Succeeds Act (ESSA; P.L. 114-95). The program provides formula grants to state educational agencies (SEAs) and LEAs to provide students with access to a well-rounded education, improve school conditions for student learning, and improve the use of technology in order to improve the academic achievement and digital learning of students. LEAs must use allocated funds for three broad categories, or “buckets,” of activities: (1) supporting well-rounded educational opportunities, (2) supporting safe and healthy students, and (3) supporting the effective use of technology. If an LEA applies for a grant of \$30,000 or more, it must provide assurances in its application that it will use funds for activities in each of the three buckets. If an LEA receives a grant of less than \$30,000, it is only required to provide an assurance that it will use funds for one of the buckets of activities.

The enacted FY2018 appropriation for the Title IV-A block grant was \$1.1 billion, compared to an FY2017 appropriation level of \$400 million (+175%). The House committee bill had recommended a funding level of \$500 million for the program, while the Senate committee bill had recommended \$450 million. The President did not request funds for the program for FY2018. The program is authorized at \$1.6 billion for FY2018.

## **Federal Direct Student Loan Program Account**

The William D. Ford Federal Direct Loan (Direct Loan) program, authorized under Title IV, Part D of the Higher Education Act of 1965 (HEA), as amended, is the primary federal student loan program administered by ED.<sup>79</sup> The program makes loans available to undergraduate and graduate students and the parents of dependent undergraduate students to help them finance their postsecondary education expenses. An array of student loan forgiveness and repayment programs have been enacted. One such program is the Direct Loan Public Service Loan Forgiveness (PSLF) program. Under the PSLF program, borrowers who, on or after October 1, 2007, are employed full-time in certain public service jobs for 10 years while making 120 separate qualifying monthly payments on loans made through the Direct Loan program may be eligible to have any remaining balance of principal and interest on their loans forgiven.<sup>80</sup> In general, funding for these student loan programs is provided as mandatory spending outside the LHHS bill.

The FY2018 omnibus established a new activity within the Federal Direct Student Loan Program Account.<sup>81</sup> The activity authorizes ED to provide loan cancellations for eligible borrowers who would qualify for Direct Loan Public Service Loan Forgiveness (PSLF) program benefits, but for the fact that they made certain nonqualifying payments. To be eligible for the cancellation benefits under the new activity, borrowers must be in an eligible repayment plan and make payments of eligible amounts.

The FY2018 omnibus appropriated \$350 million for loan cancellations under the new activity. The funds shall remain available until expended. Loan cancellations will be made on a “first-

---

<sup>79</sup> For more information on the DL program, see CRS Report R40122, *Federal Student Loans Made Under the Federal Family Education Loan Program and the William D. Ford Federal Direct Loan Program: Terms and Conditions for Borrowers*.

<sup>80</sup> For more information on PSLF, see CRS Report R43571, *Federal Student Loan Forgiveness and Loan Repayment Programs*.

<sup>81</sup> See P.L. 115-141, Division H, §315.

come, first-served” basis. The House committee bill and the Senate committee bill did not recommend funds for the activity in FY2018. The President did not request funds for the activity in FY2018.

**Table 9. Detailed ED Appropriations**

(Dollars in millions)

Account and Selected Program	FY2017 Enacted	FY2018 Request	FY2018 House Cmte. (H.R. 3358)	FY2018 Senate Cmte. (S. 1771)	FY2018 Enacted
<b>Education for the Disadvantaged</b>	<b>16,144</b>	<b>16,348</b>	<b>15,954</b>	<b>16,169</b>	<b>16,444</b>
Grants to Local Educational Agencies	15,460	15,881	15,460	15,485	15,760
School Improvement Grants	190	0	0	190	190
<b>Impact Aid</b>	<b>1,329</b>	<b>1,236</b>	<b>1,334</b>	<b>1,340</b>	<b>1,414</b>
<b>School Improvement Programs</b>	<b>4,409</b>	<b>697</b>	<b>2,261</b>	<b>4,459</b>	<b>5,158</b>
Supporting Effective Instruction State Grants	2,056	0	0	2,056	2,056
21 <sup>st</sup> Century Community Learning Centers	1,192	0	1,000	1,192	1,212
Student Support and Academic Enrichment Grants	400	0	500	450	1,100
<b>Indian Education</b>	<b>165</b>	<b>144</b>	<b>165</b>	<b>165</b>	<b>180</b>
<b>Innovation and Improvement</b>	<b>888</b>	<b>1,208</b>	<b>748</b>	<b>880</b>	<b>982</b>
<b>Safe Schools and Citizenship Education</b>	<b>151</b>	<b>135</b>	<b>138</b>	<b>131</b>	<b>186</b>
<b>English Language Acquisition</b>	<b>737</b>	<b>736</b>	<b>737</b>	<b>737</b>	<b>737</b>
<b>Special Education</b>	<b>13,064</b>	<b>12,942</b>	<b>13,252</b>	<b>13,067</b>	<b>13,366</b>
Part B—Assistance for Education of all Children with Disabilities	12,371	12,258	12,571	12,371	12,659
Part C—Infants and Toddlers with Disabilities	459	458	459	459	470
<b>Rehabilitation Services</b>	<b>3,536</b>	<b>3,563</b>	<b>3,563</b>	<b>3,562</b>	<b>3,587</b>
Vocational Rehabilitation State Grants (mandatory)	3,399	3,453	3,453	3,453	3,453
<b>Special Institutions for Persons with Disabilities</b>	<b>217</b>	<b>216</b>	<b>224</b>	<b>217</b>	<b>228</b>
<b>Career, Technical, and Adult Education</b>	<b>1,721</b>	<b>1,476</b>	<b>1,721</b>	<b>1,721</b>	<b>1,831</b>
<b>Student Financial Assistance</b>	<b>24,198</b>	<b>22,933</b>	<b>24,198</b>	<b>24,198</b>	<b>24,445</b>
Pell maximum grant (non-add)	4,860	4,860	4,860	4,960	5,035
Federal Pell Grant Program	22,475	22,433	22,475	22,475	22,475
<b>Federal Direct Student Loan Program Account</b>	<b>—</b>	<b>—</b>	<b>—</b>	<b>—</b>	<b>350</b>
<b>Student Aid Administration</b>	<b>1,577</b>	<b>1,698</b>	<b>1,698</b>	<b>1,577</b>	<b>1,679</b>
<b>Higher Education</b>	<b>2,055</b>	<b>1,545</b>	<b>2,038</b>	<b>2,048</b>	<b>2,247</b>
Federal TRIO Programs	950	808	1,010	953	1,010
<b>Howard University</b>	<b>222</b>	<b>221</b>	<b>222</b>	<b>222</b>	<b>233</b>
<b>College Housing &amp; Academic Facilities Loans<sup>a</sup></b>	<b>0</b>	<b>0</b>	<b>0</b>	<b>0</b>	<b>0</b>
<b>HBCU Capital Financing Program Account</b>	<b>20</b>	<b>20</b>	<b>20</b>	<b>20</b>	<b>30</b>
<b>Institute of Education Sciences</b>	<b>605</b>	<b>617</b>	<b>605</b>	<b>600</b>	<b>613</b>



Account and Selected Program	FY2017 Enacted	FY2018 Request	FY2018 House Cmte. (H.R. 3358)	FY2018 Senate Cmte. (S. 1771)	FY2018 Enacted
<b>Departmental Management</b>	<b>600</b>	<b>606</b>	<b>599</b>	<b>606</b>	<b>608</b>
<b>Total, ED BA in the Bill</b>	<b>71,638</b>	<b>66,342</b>	<b>69,477</b>	<b>71,722</b>	<b>74,320</b>
Subtotal, Mandatory	<b>3,399</b>	<b>3,453</b>	<b>3,453</b>	<b>3,453</b>	<b>3,453</b>
Subtotal, Discretionary	<b>68,239</b>	<b>62,889</b>	<b>66,024</b>	<b>68,269</b>	<b>70,867</b>
<b>P.L. 115-123</b>	-	-	-	-	<b>2,795</b>
<b>Memoranda</b>					
Total, BA Available in Fiscal Year (current year from any bill)	71,638	66,342	69,277	71,722	74,320
Total, BA Advances for Future Years (provided in current bill)	22,597	22,597	22,797	22,597	22,597
Total, BA Advances from Prior Years (for use in current year)	22,597	22,597	22,597	22,597	22,597

**Source:** Amounts for FY2018 enacted are generally drawn from or calculated based on data in the explanatory statement accompanying the FY2018 omnibus (H.R. 1625, P.L. 115-141), available in the *Congressional Record*, vol. 164, no. 50, March 22, 2018, pp. H2697-H2783. Amounts for FY2017 enacted, the FY2018 request, and the FY2018 House Appropriations Committee-reported LHHS bill (H.R. 3358) are generally based on data in H.Rept. 115-244. Amounts for the FY2018 Senate Appropriations Committee-reported LHHS bill (S. 1771) are generally based on data in S.Rept. 115-150. Enacted totals for FY2018 do not include emergency-designated appropriations provided by P.L. 115-123. For consistency with source materials, amounts in this table generally do not reflect mandatory spending sequestration.

**Notes:** BA = Budget Authority. STEM = Science, Technology, Engineering, and Mathematics. Details may not add to totals due to rounding. Amounts in this table (1) reflect all BA appropriated in the bill, regardless of the year in which funds become available (i.e., totals do not include advances from prior year appropriations, but do include advances for subsequent years provided in this bill); (2) have generally not been adjusted to reflect scorekeeping; (3) comprise only those funds provided (or requested) for agencies and accounts subject to the jurisdiction of the LHHS subcommittees of the House and Senate appropriations committees; and (4) do not include appropriations that occur outside of appropriations bills. Non-add amounts are displayed in italics and parentheses; these amounts are not part of the appropriations totals.

- a. Actual amount for College Housing & Academic Facilities Loans is roughly \$450,000 in each column, which rounds to \$0 in millions (the unit of measure used in this table).

## Related Agencies

Note that all amounts in this section are based on regular LHHS appropriations only; they do not include funds provided outside of the annual appropriations process (e.g., mandatory appropriations for Old-Age, Survivors, and Disability Insurance benefit payments by the Social Security Administration). All amounts in this section are rounded to the nearest million or billion (as labeled). The dollar changes and percentage changes in the text are based on unrounded amounts. For consistency with source materials, amounts do not reflect sequestration or re-estimates of mandatory spending programs, where applicable.

## FY2018 Related Agencies Appropriations Overview

**Table 10** displays FY2018 proposed and enacted funding levels for LHHS related agencies, along with FY2017 levels. In general, discretionary funds constitute about 20% of total appropriations for LHHS related agencies each year. Although discretionary appropriations for related agencies

would have been reduced by all three earlier proposals, the FY2018 omnibus increased that funding by about 2.8%. (The House appropriations committee bill would have decreased discretionary funding by 1.1%, the Senate committee bill by 3.6%, and the President's budget by 11.1%.)

**Table 10. Related Agencies Appropriations Overview**

(Dollars in billions)

Funding	FY2017 Enacted	FY2018 Request	FY2018 House Cmte. (H.R. 3358)	FY2018 Senate Cmte. (S. 1771)	FY2018 Enacted
Discretionary	14.9	13.2	14.7	14.4	15.3
Mandatory	53.6	53.0	53.0	53.0	53.0
<b>Total BA in the Bill</b>	<b>68.5</b>	<b>66.2</b>	<b>67.7</b>	<b>67.4</b>	<b>68.3</b>

**Source:** Amounts for FY2018 enacted are generally drawn from or calculated based on data in the explanatory statement accompanying the FY2018 omnibus (H.R. 1625, P.L. 115-141), available in the *Congressional Record*, vol. 164, no. 50, March 22, 2018, pp. H2697-H2783. Amounts for FY2017 enacted, the FY2018 request, and the FY2018 House Appropriations Committee-reported LHHS bill (H.R. 3358) are generally based on data in H.Rept. 115-244. Amounts for the FY2018 Senate Appropriations Committee-reported LHHS bill (S. 1771) are generally based on data in S.Rept. 115-150. For consistency with source materials, amounts in this table generally do not reflect mandatory spending sequestration.

**Notes:** BA = Budget Authority. Details may not add to totals due to rounding. Amounts in this table (1) reflect all BA appropriated in the bill, regardless of the year in which funds become available (i.e., totals do not include advances from prior-year appropriations, but do include advances for subsequent years provided in this bill); (2) have generally not been adjusted to reflect scorekeeping; (3) comprise only those funds provided (or requested) for agencies and accounts subject to the jurisdiction of the LHHS subcommittees of the House and Senate appropriations committees; and (4) do not include appropriations that occur outside of appropriations bills.

The largest share of funding appropriated to related agencies in the LHHS bill consistently goes to the Social Security Administration (SSA).<sup>82</sup> When taking into account both mandatory and discretionary funding, SSA usually represents roughly 97% of total appropriations to related agencies in the LHHS bill. The bulk of mandatory funding provided to SSA from the LHHS bill supports the Supplemental Security Income (SSI) program, which provides means-tested cash assistance to disabled adults and children and to seniors aged 65 or older.

When looking exclusively at discretionary funding, SSA received 84.8% of discretionary appropriations for LHHS related agencies in the FY2018 omnibus. Most of SSA's discretionary funding is used by the agency to administer the Social Security and SSI programs and to support CMS in administering portions of Medicare.<sup>83</sup>

After SSA, the next-largest related agency in terms of appropriations is usually the Corporation for National and Community Service (CNCS), which accounted for about 1.6% of total LHHS appropriations to related agencies in FY2018. Typically, each of the remaining related agencies receives less than \$1 billion from the annual LHHS appropriations bill. For more information, see **Table 11**.

<sup>82</sup> See CRS Report R44645, *Social Security Administration (SSA): FY2017 Appropriations and Recent Trends*.

<sup>83</sup> For more information on the Social Security Administration's (SSA) role in administering Medicare, see SSA, *Justifications of Estimates for Appropriations Committees, Fiscal Year 2018*, May 2017, <https://www.ssa.gov/budget/FY18Files/2018OIG.pdf>.

## Selected Related Agencies Highlights

The following sections highlight FY2018 appropriations issues for selected related agencies. **Table 11** tracks funding levels for these related agencies.

### Corporation for National and Community Service

The CNCS is an independent federal agency that administers a variety of national and community service programs, such as AmeriCorps and the National Senior Volunteer Corps.<sup>84</sup> The FY2018 omnibus provided \$1.1 billion in total CNCS funding, a \$34 million (+3.3%) increase over FY2017. The FY2018 President's budget had requested only \$135 million (-86.9%) for this agency, noting that these funds would be used to execute an orderly shutdown of CNCS operations, with the agency's closure slated to be complete by the end of FY2018.<sup>85</sup> Both the House and Senate committee bills rejected this proposal, with the House proposing to retain CNCS funding at its FY2017 level of \$1.0 billion, while the Senate committee bill would have modestly reduced agency funding by \$11 million (-1.1%).

### SSA Limitation on Administrative Expenses (LAE)

The SSA LAE account, which provides nearly all of SSA's administrative funding, consists mainly of funds that are used by the agency to administer the Social Security and SSI programs, and also to support CMS in administering portions of Medicare. The account also contains funds that are specifically set aside for certain program integrity activities, such as continuing disability reviews (CDRs) and SSI non-medical redeterminations. The FY2018 omnibus provided \$12.9 billion to the LAE account, which was an increase of \$388 million (+3.1%) over the FY2017 enacted level. The President's request would have provided about \$28 million less (-0.2%) for the LAE account relative to FY2017. The House committee bill would have decreased LAE funding by \$92 million (-0.7%) compared to FY2017, while the Senate committee bill would have decreased LAE funding by \$492 million (-3.9%).

Of the \$12.9 billion provided to the LAE account for FY2018, more than \$1.7 billion (13.5%) was dedicated to program integrity activities. The program integrity portion of the LAE account included \$273 million in "base" funding subject to the discretionary spending caps established by the Budget Control Act of 2011, as well as additional funding that was effectively exempt from those caps and subject to an annual limit ("cap adjustment funding;" see **Appendix A** for further information).<sup>86</sup> The FY2018 omnibus provided \$1.5 billion in cap adjustment funding, which was the maximum amount permitted for FY2018.<sup>87</sup> However, because federal law allowed more cap adjustment funding for FY2017 than for FY2018, the combined amount of program integrity funding enacted for FY2018 was \$84 million (-4.6%) less than the combined amount enacted for FY2017. All three proposals would have also provided the maximum amount of cap adjustment funding permitted for FY2018.

<sup>84</sup> See CRS Report RL33931, *The Corporation for National and Community Service: Overview of Programs and Funding*.

<sup>85</sup> The budget request indicated that the elimination of CNCS will return the "responsibility to fund national service and volunteerism to the private and nonprofit sectors." See Corporation for National and Community Service, *Congressional Budget Justification*, Fiscal Year 2018, May 23, 2017, p. 1, [https://www.nationalservice.gov/sites/default/files/documents/CNCS\\_FY2018\\_CBJ.pdf](https://www.nationalservice.gov/sites/default/files/documents/CNCS_FY2018_CBJ.pdf).

<sup>86</sup> See CRS Report R44645, *Social Security Administration (SSA): FY2017 Appropriations and Recent Trends*.

<sup>87</sup> See 2 U.S.C. §901(b)(2)(B).

## National Labor Relations Board (NLRB)

The NLRB is an independent board that enforces provisions in the National Labor Relations Act (NLRA). The FY2018 omnibus maintained the FY2017 funding levels for the NLRB of \$274 million. The House committee bill would have decreased funding for the NLRB by \$25 million (-9.2%), while the Senate committee bill would have provided the same amount as FY2017.

The FY2018 omnibus retained a provision that has been included in the LHHS bill since FY2012 that prohibits any funds appropriated to the NLRB in the bill, or any prior appropriations act, from being used to issue a directive or regulation to provide employees a means of voting through any electronic method in an election determining representation for collective bargaining (§407). The FY2018 omnibus, however, did not include several NLRB-related provisions proposed by the House committee bill that would have

- prohibited any funds made available by the bill from being used to enforce the NLRA against any Indian tribe (§407 of H.R. 3358);
- prohibited any funds made available by the bill from being used to issue, enforce, or litigate any administrative action related to changing the interpretation or application of the “joint employer” standard in effect as of January 1, 2014 (§408 of H.R. 3358); and
- prohibited any funds made available by the bill from being used in any way to change the standard for initial bargaining unit determination that differs from the standard set in a recent court decision (§409 of H.R. 3358).<sup>88</sup>

**Table 11. Detailed Related Agencies Appropriations**

(Dollars in millions)

Agency, Program, Project, or Activity	FY2017 Enacted	FY2018 Request	FY2018 House Cmte. (H.R. 3358)	FY2018 Senate Cmte. (S. 1771)	FY2018 Enacted
<b>Committee for Purchase from People Who Are Blind or Severely Disabled (U.S. AbilityOne Commission)</b>	<b>8</b>	<b>6</b>	<b>8</b>	<b>8</b>	<b>8</b>
<b>Corporation for National and Community Service (CNCS)</b>	<b>1,030</b>	<b>135</b>	<b>1,030</b>	<b>1,019</b>	<b>1,064</b>
<i>Selected CNCS Programs/Initiatives:</i>					
Volunteers in Service to America (VISTA)	92	5	92	92	92
National Senior Volunteer Corps	202	0	202	202	202
AmeriCorps State and National Grants	386	2	386	386	412
National Civilian Community Corps	30	24	30	30	32
National Service Trust	207	0	207	195	207
<b>Corporation for Public Broadcasting (CPB)</b>	<b>495</b>	<b>0</b>	<b>445</b>	<b>465</b>	<b>465</b>
<b>Federal Mediation and Conciliation Service</b>	<b>47</b>	<b>49</b>	<b>47</b>	<b>47</b>	<b>47</b>
<b>Federal Mine Safety and Health Review Commission</b>	<b>17</b>	<b>17</b>	<b>17</b>	<b>17</b>	<b>17</b>
<b>Institute of Museum and Library Services (IMLS)</b>	<b>231</b>	<b>23</b>	<b>231</b>	<b>235</b>	<b>240</b>

<sup>88</sup> For background on bargaining unit determination, see CRS Report RL32930, *The National Labor Relations Act (NLRA): Union Representation Procedures and Dispute Resolution*.

Agency, Program, Project, or Activity	FY2017 Enacted	FY2018 Request	FY2018 House Cmte. (H.R. 3358)	FY2018 Senate Cmte. (S. 1771)	FY2018 Enacted
<b>Medicare Payment Advisory Commission (MedPAC)</b>	8	9	8	8	8
<b>Medicaid and CHIP Payment and Access Commission (MACPAC)</b>	12	12	12	12	13
<b>National Council on Disability</b>	3	3	3	3	3
<b>National Labor Relations Board (NLRB)</b>	274	258	249	274	274
<b>National Mediation Board</b>	14	13	14	14	14
<b>Occupational Safety and Health Review Commission</b>	13	13	13	13	13
<b>Railroad Retirement Board (RRB)</b>	147	141	145	147	156
Dual Benefits (minus tax receipts)	23	21	21	21	21
Federal Payment to RR Retirement Account (mandatory) <sup>a</sup>	0	0	0	0	0
Limitation on Administration	114	111	114	115	124
Inspector General	10	8	10	11	11
<b>Social Security Administration (SSA)</b>	<b>66,187</b>	<b>65,566</b>	<b>65,502</b>	<b>65,102</b>	<b>65,982</b>
Payments to Social Security Trust Funds (mandatory)	11	11	11	11	11
Supplemental Security Income (SSI) (mandatory)	53,589	52,996	52,996	52,996	52,996
Limitation on Administrative Expenses (LAE)	12,481	12,453	12,389	11,989	12,869
<i>Regular LAE (incl. user fees, non-add)</i>	<i>10,662</i>	<i>10,603</i>	<i>10,539</i>	<i>10,139</i>	<i>11,134</i>
<i>Program Integrity (non-add)</i>	<i>1,819</i>	<i>1,735</i>	<i>1,735</i>	<i>1,735</i>	<i>1,735</i>
Office of Inspector General	106	106	106	106	106
<b>Total, Related Agencies BA in the Bill</b>	<b>68,486</b>	<b>66,245</b>	<b>67,723</b>	<b>67,363</b>	<b>68,304</b>
<b>Subtotal, Mandatory</b>	<b>53,600</b>	<b>53,008</b>	<b>53,008</b>	<b>53,008</b>	<b>53,008</b>
<b>Subtotal, Discretionary</b>	<b>14,885</b>	<b>13,237</b>	<b>14,715</b>	<b>14,356</b>	<b>15,297</b>
<b>Memoranda</b>					
Total, BA Available in Fiscal Year (current year from any bill)	67,986	62,190	63,223	62,863	63,804
Total, BA Advances for Future Years (provided in current bill)	15,445	19,500	19,945	19,945	19,945
Total, BA Advances from Prior Years (for use in current year)	14,945	15,445	15,445	15,445	15,445

**Source:** Amounts for FY2018 enacted are generally drawn from or calculated based on data in the explanatory statement accompanying the FY2018 omnibus (H.R. 1625, P.L. 115-141), available in the *Congressional Record*, vol. 164, no. 50, March 22, 2018, pp. H2697-H2783. Amounts for FY2017 enacted, the FY2018 request, and the FY2018 House Appropriations Committee-reported LHHS bill (H.R. 3358) are generally based on data in H.Rept. 115-244. Amounts for the FY2018 Senate Appropriations Committee-reported LHHS bill (S. 1771) are generally based on data in S.Rept. 115-150. For consistency with source materials, amounts in this table generally do not reflect mandatory spending sequestration.

**Notes:** BA = Budget Authority. Details may not add to totals due to rounding. Amounts in this table (1) reflect all BA appropriated in the bill, regardless of the year in which funds become available (i.e., totals do not include advances from prior-year appropriations, but do include advances for subsequent years provided in this bill); (2) have generally not been adjusted to reflect scorekeeping; (3) comprise only those funds provided (or requested) for agencies and accounts subject to the jurisdiction of the LHHS subcommittees of the House and Senate appropriations committees; and (4) do not include appropriations that occur outside of appropriations bills.

- a. The actual amount of mandatory federal payments to the Railroad Retirement account is roughly \$150,000 in each column, which rounds to \$0 in millions (the unit of measure used in this table).



## Appendix A. Budget Enforcement Activities

The framework for budget enforcement under the congressional budget process has both statutory and procedural elements. The statutory elements include the discretionary spending limits and mandatory spending sequester derived from the Budget Control Act of 2011 (BCA; P.L. 112-25) and the Balanced Budget and Emergency Deficit Control Act of 1985 (BBEDCA; P.L. 99-177). The procedural elements are primarily associated with the budget resolution and limit both total discretionary spending and spending under the jurisdiction of each appropriations subcommittee.

Readers should note that the statutory budget enforcement requirements that apply to discretionary spending under the BCA were altered during the FY2018 appropriations cycle by the Bipartisan Budget Act of 2018 (BBA 2018; P.L. 115-123), which was enacted on February 9, 2018. This law increased the defense and nondefense discretionary spending limits for FY2018 and FY2019, and extended mandatory spending sequestration through FY2027.<sup>89</sup> However, the initial LHHS spending limits associated with the budget resolution (referred to as “302(b) suballocations”) were made in light of the lower statutory discretionary spending limits that were in effect at that time.

### Budget Control Act and Sequestration

The BCA provides budget process mechanisms to reduce mandatory spending and further reduce discretionary spending over an extended period.<sup>90</sup> For mandatory spending, reductions are to occur through sequestration in each of fiscal years between FY2013-FY2027.<sup>91</sup> For discretionary spending, reductions occurred through sequestration in FY2013, but are to be achieved through lower discretionary spending limits for each of the fiscal years between FY2014-FY2021. The BCA does not require a sequester of discretionary spending in FY2014-FY2021 unless one or both of the statutory discretionary spending limits (defense and nondefense) is breached. Only discretionary spending subject to a given spending limit is affected by a breach of that limit, and the LHHS bill only includes funding in the nondefense category.

#### FY2018

On May 23, 2017, concurrent with the release of the President’s budget, President Trump issued the required FY2018 sequestration order, calling for nonexempt mandatory spending to be reduced on October 1, 2017.<sup>92</sup> The Office of Management and Budget (OMB) estimated that the FY2018 sequestration percentages would equal 2% of nonexempt Medicare spending and 6.6%

---

<sup>89</sup> For a discussion of how these discretionary spending requirements for FY2014-FY2017 were modified by the Bipartisan Budget Act of 2013 and the Bipartisan Budget Act of 2015, see CRS Report R43236, *Labor, Health and Human Services, and Education: FY2014 Appropriations*, Labor; and CRS Report R44287, *Labor, Health and Human Services, and Education: FY2016 Appropriations*.

<sup>90</sup> The BCA initially imposed limits on discretionary spending for each of FY2012-FY2021. Further reductions to discretionary spending were triggered when the Joint Committee on Deficit Reduction did not report legislation to achieve a specified amount of budgetary savings.

<sup>91</sup> As originally enacted, mandatory sequestration was scheduled to run through FY2021, but this period has subsequently been incrementally extended to FY2027 by P.L. 113-67, P.L. 113-82, P.L. 114-74, and P.L. 115-123.

<sup>92</sup> *Sequestration Order for Fiscal Year 2018*, *Federal Register* Volume 82, Issue 101 (May 26, 2017), available at <https://www.gpo.gov/fdsys/search/pagedetails.action?granuleId=2017-11076&packageId=FR-2017-05-26&acCode=FR&collectionCode=FR>.

of other nonexempt nondefense mandatory spending, for a total reduction of \$17 billion in FY2018.<sup>93</sup> (OMB also estimated an 8.9% reduction, totaling \$724 million, in nonexempt defense mandatory spending, which does not affect LHHS funds.) With regard to discretionary spending, the FY2018 statutory spending limits were presented in the OMB FY2018 Sequestration Preview Report that was also released on May 23, 2017. These limits were based on current law at the time and calculated to be \$549 billion for defense spending and \$516 billion for nondefense spending.

On February 9, 2018, the BBA 2018 was enacted (H.R. 1892; P.L. 115-123). In addition to providing the FY2018 supplemental appropriations that were discussed earlier in this report, the act extended the mandatory spending sequester through FY2027. It also increased the statutory discretionary spending limits for FY2018 and FY2019. The new FY2018 limits were \$629 billion for defense spending (+\$80 billion) and \$579 billion for nondefense spending (+\$63 billion).

Once the FY2018 omnibus was enacted and allowable adjustments to the spending limits were made, OMB determined that the omnibus did not violate either the defense or the nondefense limit.<sup>94</sup>

## Cap Adjustments, Exemptions, and Special Rules

The BCA allows for certain adjustments to the discretionary spending limits for FY2012-FY2021. For LHHS, the BCA as originally enacted allowed increases to the nondefense limit (up to a point) to accommodate new budget authority for specified program integrity initiatives at HHS and the Social Security Administration (SSA).<sup>95</sup> The Bipartisan Budget Act of 2015 amended the list of SSA activities that may be covered by this “cap adjustment” to include costs associated with work-related continuing disability reviews, Cooperative Disability Investigations, and fraud prosecutions by Special Assistant U.S. Attorneys. The Bipartisan Budget Act of 2015 also revised the amount of the allowable SSA adjustment amounts to be more generous in FY2017-FY2019 compared to what was previously allowed, but less generous in FY2021.<sup>96</sup>

The BBA 2018 added a new cap adjustment that also involves a LHHS activity. This new cap adjustment allows increases to the nondefense limit (up to a point) to accommodate new budget authority for the DOL to help fund the reemployment services and eligibility assessments conducted by the states related to unemployment compensation.<sup>97</sup>

<sup>93</sup> OMB Report to the Congress on the Joint Committee Reductions for Fiscal Year 2018, May 23, 2017, available at [https://www.whitehouse.gov/sites/whitehouse.gov/files/omb/sequestration\\_reports/2018\\_jc\\_sequestration\\_report\\_may2017\\_potus.pdf](https://www.whitehouse.gov/sites/whitehouse.gov/files/omb/sequestration_reports/2018_jc_sequestration_report_may2017_potus.pdf). See the report’s appendix for an itemized list of budget accounts that include mandatory spending subject to sequestration in FY2018, the dollar amounts subject to sequestration (based on OMB’s current law baseline), the percentage by which they would be reduced, and the dollar amount of the reduction. While the report displays reductions at the *account* level, the sequester itself is implemented at the *program, project, or activity* level.

<sup>94</sup> OMB, *Seven-Day-After Report for the Consolidated Appropriations Act, 2018 (P.L. 115-141)*, April 3, 2018, available at [https://www.whitehouse.gov/wp-content/uploads/2018/04/BEA\\_Report\\_Omni\\_4-3-18.pdf](https://www.whitehouse.gov/wp-content/uploads/2018/04/BEA_Report_Omni_4-3-18.pdf).

<sup>95</sup> For further information about the allowable FY2018 adjustments, see *OMB Sequestration Preview Report to the President and Congress for Fiscal Year 2018*, May 23, 2017, available at [https://www.whitehouse.gov/sites/whitehouse.gov/files/omb/sequestration\\_reports/2018\\_preview\\_report\\_may2017\\_potus.pdf](https://www.whitehouse.gov/sites/whitehouse.gov/files/omb/sequestration_reports/2018_preview_report_may2017_potus.pdf).

<sup>96</sup> For further information, see CRS Report R44250, *Social Security and Social Security Disability Insurance (SSDI) Provisions in the Bipartisan Budget Act of 2015*, Social Security and Social Security Disability Insurance (SSDI) Provisions in the Bipartisan Budget Act of 2015.

<sup>97</sup> For information on the programmatic changes associated with this cap adjustment that were also included in the BBA 2018, see CRS Report R44836, *Unemployment Insurance: Legislative Issues in the 115th Congress*, Unemployment

Separate from these cap adjustments, the 21<sup>st</sup> Century Cures Act (Cures Act, P.L. 114-255), which was enacted on December 13, 2016, included additional budget enforcement procedures related to the discretionary spending limits. These procedures apply to two accounts within the scope of the LHHS bill: the NIH Innovation Account and the Account for the State Response to the Opioid Abuse Crisis.<sup>98</sup> The Cures Act created these accounts and authorized appropriations from them for specific fiscal years (FY2017-FY2026 for the NIH Innovation Account and FY2017-FY2018 for the Account for the State Response to the Opioid Abuse Crisis). The Cures Act further provided that subsequent discretionary appropriations from these accounts (up to the amounts authorized for each fiscal year) are to be subtracted from any cost estimates provided for purposes of budget controls. The Cures Act ensured that appropriations from these accounts will not count against any spending limits, such as the statutory discretionary spending limits imposed by the BCA; that is, the amounts appropriated from these accounts will be considered to be outside those limits.

In addition, although sequestration largely consists of automatic, across-the-board spending reductions, the law exempts a limited number of programs from sequestration and subjects others to special rules. The LHHS bill contains several programs that are exempt from sequestration, including Medicaid, payments to health care trust funds, Supplemental Security Income, Special Benefits for Disabled Coal Miners, retirement pay and medical benefits for commissioned Public Health Service officers, foster care and adoption assistance, and certain family support payments. The LHHS bill also contains several programs that are subject to special rules under sequestration, such as unemployment compensation, certain student loans, health centers, and portions of Medicare.<sup>99</sup>

## **Budget Resolution and 302(b) Suballocations**

The procedural elements of budget enforcement generally stem from requirements under the Congressional Budget Act of 1974 (P.L. 93-44) that are associated with the adoption of an annual budget resolution. Through this process, the Appropriations Committee in each chamber receives a procedural limit on the total amount of discretionary budget authority for the upcoming fiscal year, referred to as a 302(a) allocation. The Appropriations Committee subsequently divides this allocation among its 12 subcommittees. These subcommittee-level spending limits are referred to as 302(b) suballocations. The 302(b) suballocations restrict the amount of budget authority available to each subcommittee for the agencies, projects, and activities under its jurisdiction, effectively acting as a cap on each of the 12 regular appropriations bills. Enforcement of the 302(a) allocation and 302(b) suballocations occurs through points of order.

For the FY2018 appropriations cycle, the House and the Senate did not adopt a budget resolution prior to the start of the fiscal year.<sup>100</sup> In the absence of a budget resolution, the House Appropriations Committee chose to adopt “interim 302(b) suballocations” for the appropriations

---

Insurance: Legislative Issues in the 115th Congress, by Julie M. Whittaker and Katelin P. Isaacs.

<sup>98</sup> The 21<sup>st</sup> Century Cures Act also created a non-LHHS account—the FDA Innovation Account—and made it subject to similar budget enforcement-related provisions. For more information, see CRS Report R44720, *The 21st Century Cures Act (Division A of P.L. 114-255)*, The 21st Century Cures Act (Division A of P.L. 114-255).

<sup>99</sup> For more information, see CRS Report R42050, *Budget “Sequestration” and Selected Program Exemptions and Special Rules*, Budget “Sequestration” and Selected Program Exemptions and Special Rules.

<sup>100</sup> For a discussion of budget enforcement mechanisms that may be adopted in the absence of a budget resolution, see CRS Report R44296, *Deeming Resolutions: Budget Enforcement in the Absence of a Budget Resolution*; and CRS Report R43535, *Provisions in the Bipartisan Budget Act of 2013 as an Alternative to a Traditional Budget Resolution*.

bills as those bills were marked up in full committee.<sup>101</sup> The LHHS suballocation was adopted on July 19, 2017. Similarly, the Chair of the Senate Appropriations Committee released “funding guidance” on July 20, 2017, indicating the amount of funding that was to be assumed for each of the FY2018 appropriations bills in the Senate.<sup>102</sup> The funding guidance and interim suballocations were not procedurally enforceable as the appropriations bills were being considered prior to FY2018.

Ultimately, a budget resolution for FY2018 (H.Con.Res. 71) was adopted in the Senate on October 19, 2017, and in the House on October 26, 2017. However, neither the Senate nor the House appropriations committees reported 302(b) suballocations at that time. Instead, the Senate Appropriations Committee reported out its suballocations (S.Rept. 115-219) on March 22, 2018, after final overall funding levels for FY2018 had been negotiated. No FY2018 suballocations have been reported by the House Appropriations Committee as of the date of this report.

For current-year LHHS discretionary funding, **Table A-1** displays FY2017 enacted levels, House and Senate FY2018 interim discretionary spending levels, the Senate’s current 302(b), and enacted FY2018 LHHS appropriations. The table shows that the House initially would have decreased regular LHHS appropriations by about \$5.0 billion, whereas the Senate would have increased those appropriations by about \$3.0 billion relative to FY2017. However, final enacted appropriations were about \$16.1 billion higher than the prior year.

The table also displays funding for which adjustments may be made to the discretionary spending limits under the BCA, including funding for certain LHHS program integrity activities and emergency requirements, where applicable. The “adjusted appropriations” total includes this funding.

Note that compliance with discretionary spending allocations is evaluated based on budget authority *available in the current fiscal year*, adjusted for scorekeeping by CBO. As such, totals shown in this table may not be comparable to other totals shown in this report. Current-year budget authority totals exclude advance appropriations for future years, but include advance appropriations from prior years that become available in the current year. (Advance appropriations are provided to selected LHHS accounts, generally in order to manage specific planning concerns and ensure continuity of operations at the start of a new fiscal year.)

**Table A-1. FY2018 LHHS Discretionary House Interim Suballocations, Senate Funding Guidance, Senate Current 302(b), and FY2018 Enacted, Along with Enacted FY2017 Levels**

(Budget authority in billions)

	<b>FY2017 Enacted<sup>a</sup></b>	<b>FY2018 House Interim Suballocation</b>	<b>FY2018 Senate Funding Guidance<sup>b</sup></b>	<b>FY2018 Senate Current 302(b)</b>	<b>FY2018 Enacted</b>
Regular Appropriations	161.025	156.042	164.066	-	177.100
Adjustments:					
Program Integrity	1.960	1.896	— <sup>b</sup>	-	1.896

<sup>101</sup> These interim suballocations are available on the House Appropriations Committee website, at <https://appropriations.house.gov/uploadedfiles/sbdv-3.pdf>.

<sup>102</sup> This funding guidance is available on the Senate Appropriations Committee website, at <https://www.appropriations.senate.gov/imo/media/doc/072017%20FY2018%20Funding-Guidance.pdf>.

	FY2017 Enacted <sup>a</sup>	FY2018 House Interim Suballocation	FY2018 Senate Funding Guidance <sup>b</sup>	FY2018 Senate Current 302(b)	FY2018 Enacted
Emergency Requirements	-	-	-	-	3.987
Adjusted Appropriations	162.985	157.938	- <sup>b</sup>	182.983 <sup>c</sup>	182.983

**Source:** Table prepared by the Congressional Research Service (CRS). Amounts shown for FY2017 enacted are as scored by CBO (see *Fiscal Year 2017 House Current Status of Discretionary Appropriations as of September 13, 2017*, available at <https://www.cbo.gov/topics/budget/status-appropriations>). The FY2018 House interim suballocation is as posted on the House Appropriations Committee website on July 19, 2017, available at <https://appropriations.house.gov/uploadedfiles/sbdv-3.pdf>. The FY2018 Senate funding guidance is as posted on the Senate Appropriations Committee website on July 20, 2017, available at <https://www.appropriations.senate.gov/imo/media/doc/072017%20FY2018%20Funding-Guidance.pdf>. The Senate current 302(b) is as reported in S.Rept. 115-219 on March 22, 2018. Amounts shown for FY2018 enacted are as scored by the CBO (see *Fiscal Year 2018 House Current Status of Discretionary Appropriations As of June 14, 2018*, available at <https://www.cbo.gov/system/files?file=2018-07/FY%202018%20House%202018.6.14.pdf>).

**Notes:** It is common for suballocations to be revised over the course of the year to reflect actual action on appropriations bills and changes in congressional priorities. Regular appropriations reflect current-year discretionary budget authority subject to the spending limits. Adjusted appropriations include, where applicable, discretionary funds for which special rules apply with regard to the spending limits, including certain funds for program integrity activities. For FY2018 enacted, they also include the LHHS supplemental appropriations that were designated as emergency requirements in P.L. 115-123. FY2017 enacted amounts in this table do not include, where applicable, funds provided under certain authorities in the 21<sup>st</sup> Century Cures Act (P.L. 114-255) that are effectively exempt from discretionary spending limits. (For FY2017, these funds were enacted in the second FY2017 CR and totaled \$852 million in budget authority for LHHS. For FY2018, these funds were enacted in the FY2018 omnibus and totaled \$996 million in budget authority for LHHS.)

- FY2017 enacted appropriations include advance appropriations enacted in prior fiscal years that become available in FY2017.
- The FY2018 Senate funding guidance did not include an allocation that accounted for program integrity adjustments. The Senate committee-reported bill would appropriate \$1.896 billion for such adjustments, for a combined total of \$165.962 billion.
- The Senate 302(b) allocation for LHHS included the amount of the program integrity adjustments in the annual bill and also the LHHS supplemental appropriations that had been previously enacted and designated as emergency requirements in P.L. 115-123.

## Current-Year Budget Authority

**Table A-2** displays the total LHHS current-year budget authority, by title. The amounts shown in this table reflect total budget authority available for obligation in the fiscal year, regardless of the year in which it was first appropriated.<sup>103</sup> Amounts in the FY2017 enacted column include FY2017 budget authority provided by the FY2016 omnibus (P.L. 114-113). Similarly, the FY2018 President's budget, House committee, Senate committee, and Enacted columns include FY2018 budget authority provided by the FY2017 omnibus (P.L. 115-31). (For a comparable table showing total budget authority in the bill, rather than current-year budget authority, see **Table 2** in the body of this report.) As mentioned above, it is current-year budget authority (adjusted for scorekeeping by CBO) that is used to determine compliance with discretionary spending allocations.

<sup>103</sup> These amounts exclude advance appropriations for future years, but include advance appropriations from prior years that became available in the applicable current year. FY2017 enacted includes amounts provided by the FY2016 omnibus (P.L. 114-113)

**Table A-2. LHHS Appropriations Overview, by Bill Title: FY2017-FY2018**

(Current-year budget authority in billions of dollars)

Bill Title	FY2017 Enacted	FY2018 Request	FY2018 House Cmte. (H.R. 3358)	FY2018 Senate Cmte. (S. 1771)	FY2018 Enacted
<b>Title I: Labor</b>	<b>13.7</b>	<b>12.2</b>	<b>12.3</b>	<b>13.6</b>	<b>13.8</b>
Discretionary	12.1	10.6	10.8	12.0	12.2
Mandatory	1.6	1.6	1.6	1.6	1.6
<b>Title II: HHS</b>	<b>770.2</b>	<b>811.0</b>	<b>827.2</b>	<b>829.4</b>	<b>837.8</b>
Discretionary	78.1	63.0	77.6	79.8	88.2
Mandatory	692.1	747.9	749.6	749.6	749.6
<b>Title III: Education</b>	<b>71.6</b>	<b>66.3</b>	<b>69.3</b>	<b>71.7</b>	<b>74.3</b>
Discretionary	68.2	62.9	65.8	68.3	70.9
Mandatory	3.4	3.5	3.5	3.5	3.5
<b>Title IV: Related Agencies</b>	<b>68.0</b>	<b>62.2</b>	<b>63.2</b>	<b>62.9</b>	<b>63.8</b>
Discretionary	14.9	13.7	14.7	14.4	15.3
Mandatory	53.1	48.5	48.5	48.5	48.5
<b>Total Current Year BA<sup>a</sup></b>	<b>923.5</b>	<b>951.7</b>	<b>972.0</b>	<b>977.5</b>	<b>989.7</b>
<b>Discretionary</b>	<b>173.3</b>	<b>150.2</b>	<b>168.9</b>	<b>174.4</b>	<b>186.5</b>
<b>Mandatory</b>	<b>750.2</b>	<b>801.4</b>	<b>803.1</b>	<b>803.1</b>	<b>803.1</b>
<b>P.L. 115-123 (emergency)</b>	<b>-</b>	<b>-</b>	<b>-</b>	<b>-</b>	<b>4.0</b>
<b>Memoranda:</b>					
Advances for Future Years (provided in current bill) <sup>b</sup>	168.9	181.9	183.3	183.3	183.3
Advances from Prior Years (for use in current year) <sup>b</sup>	158.5	168.9	168.9	168.9	168.9
Additional Scorekeeping Adjustments <sup>c</sup>	-10.3	-11.8	-10.9	-8.5	-7.5

**Source:** Amounts for FY2018 enacted are generally drawn from or calculated based on data in the explanatory statement accompanying the FY2018 omnibus (H.R. 1625, P.L. 115-141), available in the *Congressional Record*, vol. 164, no. 50, March 22, 2018, pp. H2697-H2783. Amounts for FY2017 enacted, the FY2018 request, and the FY2018 House Appropriations Committee-reported LHHS bill (H.R. 3358) are generally based on data in H.Rept. 115-244. Amounts for the FY2018 Senate Appropriations Committee-reported LHHS bill (S. 1771) are generally based on data in S.Rept. 115-150. Enacted totals for FY2018 do not include emergency-designated appropriations provided by P.L. 115-123. For consistency with source materials, amounts in this table generally do not reflect mandatory spending sequestration.

**Notes:** BA = Budget Authority. Details may not add to totals due to rounding. Amounts in this table (1) reflect all BA appropriated in the bill, regardless of the year in which funds become available (i.e., totals do not include advances from prior-year appropriations, but do include advances for subsequent years provided in this bill); (2) have generally not been adjusted to reflect scorekeeping; (3) comprise only those funds provided (or requested) for agencies and accounts subject to the jurisdiction of the LHHS Subcommittees of the House and the Senate Committees on Appropriations; and (4) do not include appropriations that occur outside of appropriations bills. No amounts are shown for Title V, because this title consists solely of general provisions.

a. Totals in this table are based on current-year budget authority, meaning budget authority that is available for obligation in a given fiscal year, regardless of the year in which it was first appropriated (i.e., totals



- exclude advance appropriations for future years, but include advance appropriations from prior years that became available in the applicable current year).
- b. The calculation for total budget authority in the bill (rather than total budget authority available for obligation in the current fiscal year) is as follows: Total Current Year BA minus Advances from Prior Years plus Advances for Future Years. The amount for both Advances from Prior Years and Advances for Future Years is the combined total of mandatory and discretionary spending.
  - c. Totals in this table have generally not been adjusted for further scorekeeping. (To adjust for scorekeeping, add this line to the total budget authority.)

## Appendix B. House Floor Amendments Offered to H.R. 3354

While the House committee-reported version of the LHHS bill (H.R. 3358) did not receive floor consideration, the text of this measure (with minor alterations) was included in an omnibus appropriations bill (H.R. 3354) that was amended on the floor and passed by the House on September 14, 2017. No further congressional action occurred with regard to H.R. 3354.

The timing of the FY2018 appropriations process and the manner in which LHHS appropriations were considered was affected by multiple factors. One factor is that the release of the FY2018 President's budget was delayed by more than three months due to the presidential transition from the Administration of President Barack H. Obama to the Administration of President Donald J. Trump. (The full FY2018 President's budget request was ultimately released on May 22, 2017.) In addition, final FY2017 appropriations were not enacted until May 5, 2017 (P.L. 115-31), roughly seven months into the fiscal year. As a result, final FY2017 appropriations levels were largely unknown as the FY2018 President's budget was being formulated and consideration of FY2018 appropriations began shortly after final FY2017 appropriations were determined.

Due to the condensed timeline available for considering appropriations prior to the start of FY2018, the House decided to consider and amend the 12 appropriations bills on the floor in the form of two omnibus packages.<sup>104</sup> The first of these packages, the Make America Secure Appropriations Act, 2018 (H.R. 3219), which contained 4 of the 12 appropriations acts (none of which were the LHHS act) was passed by the House on July 27, 2017. The second of these packages, the Make America Secure and Prosperous Appropriations Act, 2018 (H.R. 3354), was used to consider and amend the remaining eight appropriations acts, including LHHS.<sup>105</sup> (The text of the LHHS Appropriations Act that was included in Division F of H.R. 3354 was virtually identical to the text of H.R. 3358 as reported from committee.)

The LHHS-related amendments to H.R. 3354 were considered under the terms of a special rule (H.Res. 504).<sup>106</sup> Of the 52 LHHS amendments that were offered, 35 were adopted, 15 were rejected, and 2 were withdrawn. These amendments and their dispositions are listed in **Table B-1** below.

Readers should note that a number of these amendments would have increased funding for certain activities while decreasing funding for administration at the department level. For example, nine amendments were adopted that would have reduced the amount of funds in the HHS General Department Management account. In total, these amendments would have reduced the funds in the bill for that account from \$293 million to \$39 million. In addition, six amendments to the ED Program Administration account within Departmental Management would have collectively reduced the funds for that account from \$431 million to \$286 million. Because these types of accounts provide appropriations to administer the LHHS activities under the purview of the bill,

---

<sup>104</sup> For background on these and other contextual factors that led the House to adopt this approach, see, for example, Ryan McCrimmon, "House Appropriators Float 12-Bill Omnibus by August Recess," *CQ News*, May 25, 2017; Jennifer Shutt, "No Budget Plan Yet But Lots of Options for House GOP," *CQ News*, June 21, 2017; Kellie Mejdrieh, "GOP Drives Four-Bill Appropriations Minibus to House Floor," *CQ News*, July 18, 2017; and Ryan McCrimmon, "House to Tackle Eight-Bill Appropriations Bundle After Recess," *CQ News*, August 7, 2017.

<sup>105</sup> The House also amended H.R. 3354 to include the text of H.R. 3219 as passed the House, but no amendments to that text were made in order by H.Res. 500 and H.Res. 504.

<sup>106</sup> A different special rule, H.Res. 500, established the base text for consideration and the terms of consideration for some of the other divisions of the bill. For an overview of special rules for appropriations bills, see CRS Report R42933, *Regular Appropriations Bills: Terms of Initial Consideration and Amendment in the House, FY1996-FY2015*.

cuts of this magnitude, if they had been enacted, could have had direct or indirect effects on how those activities were carried out.

**Table B-1. House Floor Amendments Offered to H.R. 3354**

<b>Amdt. No.</b>	<b>Amdt. Summary from H.Rept. 115-297</b>	<b>Disposition</b>
80 <sup>a</sup>	Ensures that no funds are used to implement, administer, or enforce the Davis-Bacon Act.	Rejected, 173 - 240
88 <sup>a</sup>	Ensures that no funds may be used on new hires who have not been verified through the E-Verify program.	Adopted, voice
131	Increases funding for Youth Employment Activities by \$10 million and reduces Department of Labor Salaries and Expenses by the same amount.	Adopted, 247-170
132 <sup>b</sup>	Increases funding for the Office of Job Corps, offset with DOL administration funds.	Adopted, voice
133	Reduces by 10% general administrative and departmental salary and expense accounts in Division F, and transfers the savings to the Spending Reduction Account.	Rejected, voice
134	Restores funding to worker protection agencies, offset with DOL/HHS/ED program administration funds.	Rejected, 199-219
136	Transfers funds from Occupational Safety and Health Administration (OSHA)-Salaries and Expenses-Compliance Assistance-Federal Assistance to OSHA-Salaries and Expenses-Federal Enforcement to fund a Full Time Employment position to increase OSHA enforcement presence in the Pacific as a result of recent worker fatalities and numerous injuries at construction and other work sites.	Rejected, voice
138	Increases funding for the Women's Bureau within the DOL by \$1.064 million, and decreases funding by the same amount for the Bureau of Labor Statistics-Prices and Cost of Living Division.	Adopted, 220-198
139	Requires the Bureau of Labor Statistics to submit an estimate of the resources needed to model for various changes in the workforce composition because of technological displacement.	Adopted, voice
140 <sup>b</sup>	Increases funding for Women Apprenticeships in Nontraditional Occupations Grants for local communities to provide pre-apprenticeship training.	Adopted, voice
141	Increases funding for the Behavioral Health Workforce and Training program by \$5 million.	Rejected, voice
142	Increases funding for HRSA's Geriatrics Workforce Enhancement Program by \$4 million, consistent with the current enacted level of funding, and decreases funding for the HHS Office of the Secretary by the same amount.	Rejected, voice
143 <sup>b</sup>	Reduces Health Workforce by \$18,270,000 and increases Health Workforce by \$18,270,000 to express support for the Title VIII Nursing Workforce Development programs.	Adopted, voice
144 <sup>b</sup>	Increases funding for programs that reduce lead exposure by \$1 million each and decreases General Departmental Management in the Office of the Secretary by the same amount.	Adopted, voice
145	Increases funding for the Healthy Start Program by \$24.8 million and decreases General Departmental Management in the Office of the Secretary by the same amount.	Adopted, 243-175
146 <sup>b</sup>	Increases the CDC and Prevention's Emerging and Zoonotic Infectious Diseases program by \$300,000 for additional Lyme Disease research, offset with a reduction to the HHS Office of the Secretary account.	Adopted, voice

<b>Amdt. No.</b>	<b>Amdt. Summary from H.Rept. 115-297</b>	<b>Disposition</b>
147 <sup>b</sup>	Provides funds to support distribution of CDC tick-borne disease prevention and early detection materials in high-risk areas.	Adopted, voice
148 <sup>b</sup>	Increases the Safe Water Program under the CDC's Environmental Health account by \$400,000 to match FY2017 program requirements and continue safeguarding public health by reducing and investigating environmental threats to water systems and addressing public exposure to waterborne contaminants.	Adopted, voice
149	Increases CDC funding by \$40 million for an opioid drug overdose prevention program, increases National Cancer Institute (NCI) funding by \$40 million for pediatric cancer research, increases National Institute on Aging funding by \$40 million for Alzheimer's research, decreases CMS Program Management by \$120 million.	Adopted, without objection
150	Increases \$10 million to CSBG and reduces funding for Global Health by \$14 million.	Withdrawn
151 <sup>b</sup>	Increases NCI funding by \$1 million to execute a study on how to improve doctor-patient communication.	Adopted, voice
152	Increases NCI funding by \$3,819,000, offset with a reduction to the HHS Office of the Secretary account.	Adopted, voice
153 <sup>b</sup>	Specifies that \$12.5 million appropriated for SAMHSA may be used to award competitive grants to strengthen mental health and substance use community crisis response systems as authorized in the Helping Families in Mental Health Crisis Act.	Adopted, voice
154	Restores funding to SAMHSA's mental health programs, offset with HHS program administration funds.	Adopted, 225-192
155	Increases court-ordered Assisted Outpatient Treatment by \$5 million to support the severely mentally ill, allowing them to get treatment in the community without incarceration or hospitalization.	Rejected, 198-219
156	Supports funding of the Infant Adoption Awareness Training Program to train pregnancy and health counselors regarding how to offer adoption as an option to women with unplanned pregnancies.	Adopted, voice
157 <sup>b</sup>	Ensures shelters and centers that administer runaway and homeless youth grants do not face an extended gap in grant eligibility due to off-cycle appropriations from previous years.	Adopted, voice
158	Increases Aging and Disability Services by \$51,000,000 and reduces General Departmental Management by \$64,000,000 to provide additional funding for Older Americans Act (OAA) Title III, parts B, C, and E nutrition programs.	Rejected, voice
159 <sup>b</sup>	Increases funding for the OAA Title III B supportive services account \$14.2 million.	Adopted, voice
160	Decreases funding for HHS General Departmental Management by \$2 million and transfers those funds to the Peer Support Programs.	Adopted, 213 - 205
161	Restores funding to 21 <sup>st</sup> Century Community Learning Centers program, offset with ED program administration funds.	Adopted, 228 - 188
162 <sup>b</sup>	Increases funding for State Assessment Grants, Title I, Part B by \$8.9 million.	Adopted, voice
163 <sup>b</sup>	Increases funding for Title IV, Part A, Student Support and Academic Enrichment Grants, by \$1.15 billion and decreases by same.	Adopted, voice
164	Increases Funding for Magnet Schools Assistance by \$1,184,000. Decreases funding for Charter School Grants by \$1,184,000.	Rejected, 204 - 212
166 <sup>b</sup>	Provides \$10 million in funding for Statewide Family Engagement Centers in education.	Adopted, voice

Amdt. No.	Amdt. Summary from H.Rept. 115-297	Disposition
167	Increases funding for Career and Technical Education State Grants by \$70,246,000.	Rejected, 153 - 263
168	Reduces funding for the Department of Education's Program Administration, Office of Inspector General, and Office of Student Aid Administration by 2%.	Rejected, 131 - 285
170	Reduces the NLRB budget by \$99,000,000, funding the NLRB at \$150,000,000 for FY2018. The amendment would also reduce budget authority by \$99 million and reduce outlays by \$92 million.	Rejected, 175 - 241
172	Reduces the number of positions and funding at Mine Safety and Health Administration by 10%.	Rejected, 178 - 238
173	Prevents funding to implement the NLRB Ambush Election rule.	Adopted, 221 - 196
174	Provides for a 1% across the board cut to Division F.	Rejected, 156-260
175	Provides \$5 million for grants that enhance infant and early childhood mental health promotion, intervention, and treatment programs.	Adopted, voice
176	Provides \$9 million to provide access to behavioral health integration in pediatric primary care by supporting the development and improvement of statewide or regional pediatric mental health care telehealth access programs.	Adopted, voice
177 <sup>b</sup>	Awards \$10 million in grants for training medical residents and fellows practicing mental health and addiction treatment in under-served and community based settings that integrate primary care with mental and substance use disorders prevention and treatment services.	Adopted, voice
178	Provides \$5 million for the creation and operation of a National Mental Health and Substance Use Policy Laboratory.	Withdrawn
179	Provides \$10 million in grants to develop, maintain, or enhance a database of inpatient psychiatric facilities, crisis stabilization units, and residential community mental health and residential substance use disorder treatment facilities to address a lack of inpatient psychiatric beds.	Adopted, voice
181 <sup>b</sup>	Prohibits Child Care and Development Block Grant funds from going to a child care provider that has been complicit, due to a health and safety violation, in the death of a child in its care and remains exempt from state licensure, safety, and oversight requirements.	Adopted, voice
182	Provides \$10,000,000 to the Controlled Substance Monitoring Program, per 42 U.S.C 280g-3. The amendment is offset by a reduction in the Office of the Secretary, General Department Management for \$10,000,000.	Adopted, voice
184	Prohibits the use of funds in this Act to prepare for or facilitate the transfer of the DOL Office of Federal Contract Compliance Programs into the Equal Employment Opportunity Commission.	Adopted, voice
185 <sup>b</sup>	Adds \$2.734 million to the Black Lung Clinics Program in HRSA to provide for a total of \$10 million, the authorized level, with this transfer offset by a reduction in HRSA's Program Management account.	Adopted, voice
186	Prohibits funds from going to federal contracts with willful or repeated violators of the Fair Labor Standards Act.	Rejected, 191-226
187	Prohibits funds to implement, administer, or enforce the final regulations on "Improve Tracking of Workplace Injuries and Illnesses."	Adopted, 215-201

**Source:** The amendment numbers and summaries are from the Rules Committee report accompanying H.Res. 504 (H.Rept. 115-297). The amendment dispositions are as listed in Congress.gov.

- a. The scope of amendments 80 and 88 were modified on the floor by unanimous consent to include Division F.
- b. Amendments adopted en bloc.

## **Author Contact Information**

Jessica Tollestrup, Coordinator  
Specialist in Social Policy  
jtollestrup@crs.loc.gov, 7-0941

Karen E. Lynch, Coordinator  
Specialist in Social Policy  
klynch@crs.loc.gov, 7-6899

David H. Bradley  
Specialist in Labor Economics  
dbradley@crs.loc.gov, 7-7352

Ada S. Cornell  
Senior Research Librarian  
acornell@crs.loc.gov, 7-3742

Agata Dabrowska  
Analyst in Health Policy  
adabrowska@crs.loc.gov, 7-9455

Cassandra Dortch  
Specialist in Education Policy  
cdortch@crs.loc.gov, 7-0376

William R. Morton  
Analyst in Income Security  
wmorton@crs.loc.gov, 7-9453

Angela Napili  
Senior Research Librarian  
anapili@crs.loc.gov, 7-0135